

Get Crafty with Seasons Wreaths Plastic Canvas Patterns

When the seasons change, there's nothing more inviting than a beautifully decorated wreath hanging on your front door. With their versatility and timeless appeal, wreaths have become a staple in home decor. If you're looking to add a personal touch to your wreaths, why not try your hand at plastic canvas patterns? In this article, we'll explore the world of seasons wreaths plastic canvas patterns and discover how you can create stunning wreaths for every season.

A Craft for All Seasons

Plastic canvas patterns are an excellent choice for wreath-making, as they provide a sturdy base for your creations. Whether you're a beginner or an experienced crafter, working with plastic canvas is both enjoyable and rewarding.

With a wide variety of plastic canvas patterns available, you can choose from an array of options to suit each season and personal style. From delicate floral designs to whimsical snowflakes, there's a pattern for every occasion.



4 Seasons Wreaths: 4 Plastic Canvas Patterns

by Dancing Dolphin Patterns (Kindle Edition)

★★★★★ 5 out of 5

Language : English

File size : 8034 KB

Text-to-Speech: Enabled

Screen Reader: Supported

Print length : 11 pages

Lending : Enabled

Paperback : 43 pages

Item Weight : 4.2 ounces

Dimensions : 6 x 0.1 x 9 inches



Spring Wreaths

As the snow melts away and the flowers start to bloom, it's time to welcome spring with a vibrant wreath. Spring wreaths often feature pastel colors, cheerful animals, and elements like butterflies and flowers.

When selecting a plastic canvas pattern for your spring wreath, look for designs that incorporate these elements. You could create a wreath adorned with a bountiful bouquet of tulips or a playful scene with bunnies and chicks enjoying the warm weather.

Summer Wreaths

Summer is the season of fun in the sun, and your wreath should reflect that. Bring the beach vibes to your front door with a summer-inspired wreath crafted from plastic canvas.

Consider using bright and bold colors for your summer wreath, along with elements like seashells, starfish, and sunflowers. A wreath featuring a colorful beach umbrella or flip-flops will instantly transport you to the sandy shores.

Fall Wreaths

As the leaves turn shades of red, orange, and gold, it's time to embrace the beautiful colors of fall. Fall wreaths often incorporate elements like pumpkins, apples, acorns, and maple leaves.

Choose a plastic canvas pattern that captures the warm and cozy feeling of autumn. You could create a wreath adorned with a harvest of pumpkins or a

wreath featuring a cute scarecrow surrounded by falling leaves.

Winter Wreaths

When winter arrives, it's time to transform your front door into a winter wonderland. Frosty snowflakes, snowmen, and poinsettias are popular elements for winter wreaths.

Look for plastic canvas patterns that showcase the beauty of winter. You could create a wreath adorned with delicate snowflakes or a whimsical scene with a snowman and a snow-covered forest.

Creating Stunning Wreaths

Now that you have an idea of the different plastic canvas patterns for each season, let's explore how you can bring these patterns to life.

Materials Needed

- Plastic canvas sheets
- Tapestry needle
- Yarn or embroidery floss
- Scissors
- Wire wreath frame
- Hot glue gun

Step-by-Step Instructions

1. Choose a plastic canvas pattern that suits the season. You can find patterns online or at your local craft store.

2. Gather all the materials you'll need for the project.
3. Cut the plastic canvas sheet according to the size of your wreath frame. Leave a border of a few inches to secure the canvas onto the frame.
4. Thread your tapestry needle with yarn or embroidery floss in the colors specified in the pattern.
5. Follow the pattern instructions to stitch the design onto the plastic canvas. Take your time and ensure each stitch is secure.
6. Once the design is complete, carefully trim any excess yarn or floss.
7. Carefully secure the plastic canvas onto the wire wreath frame using hot glue or by stitching it in place.
8. Allow the glue to dry completely before hanging your wreath.

Seasons wreaths crafted from plastic canvas patterns offer endless possibilities for creativity. Whether you're a seasoned crafter or just starting out, creating your own wreaths allows you to express your unique style and add a personal touch to your home decor.

So, why settle for generic store-bought wreaths when you can create stunning designs for every season? Get crafty with seasons wreaths plastic canvas patterns and enjoy the satisfaction of crafting your own personalized wreaths that will bring joy to your home throughout the year.

4 Seasons Wreaths: 4 Plastic Canvas Patterns

by Dancing Dolphin Patterns (Kindle Edition)

★★★★★ 5 out of 5

Language : English



File size : 8034 KB
Text-to-Speech: Enabled
Screen Reader: Supported
Print length : 11 pages
Lending : Enabled
Paperback : 43 pages
Item Weight : 4.2 ounces
Dimensions : 6 x 0.1 x 9 inches



4 Seasons Wreaths is a wonderful collection of 4 big beautiful wreaths, one for each season of the year. Patterns included are Summer, Spring, Fall, and Winter. Dancing Dolphin Plastic Canvas Patterns has designed 1000's of unique and original craft patterns.

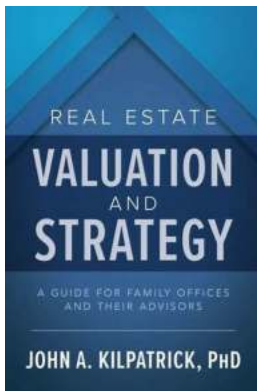
Plastic canvas is a variation of needlepoint and other canvas work crafts, such as embroidery. Our patterns are designed to use acrylic or wool based yarns in medium or worsted weights. Because plastic canvas mesh is so rigid, it is perfect for creating 3-dimensional objects such as tissue box covers, small jewelry and trinket boxes, handbags, magnets, dolls, vases, napkin holders, windchimes and many other types of both decorative and useful items. Dancing Dolphin Patterns have full instructions, and large full color charts.

Plastic canvas comes in different colors and with various size holes for different thicknesses of yarn. As with any textile canvas, the hole size is called count. For example, 10-count plastic canvas mesh has 10 holes per linear inch. The most common sizes are 5, 7, 10, and 14 count. It is sold most often in sheets; pre-cut shapes are available in circles, triangles and novelty shapes such as butterflies, hearts, and stars. Our patterns are designed using 7 count plastic canvas mesh.




Making \$500 Extra Income Per Month Via Niche Marketing Clickbank Product

Are you tired of living paycheck to paycheck? Do you dream of making some extra income on the side? Look no further! In this article, we will explore how you can make an...



Family Offices and Their Advisors: A Comprehensive Guide to Wealth Management

In the world of wealth management and financial planning, family offices play a crucial role in catering to the unique needs of high-net-worth individuals...



The Fascinating Journey of British Railways Since 1804

When you think of Britain's rich history, the railways are bound to be an integral part of it. Since its inception in 1804, the British railway track has witnessed...



Benjamin Forrest And The Curse Of The Miscreants Endinfinium - A Gripping Tale of Adventure and Magic

Deep within the mystical realm of Endinfinium, an ancient curse threatens to engulf the entire land in darkness. But hope is not lost as a young hero,...



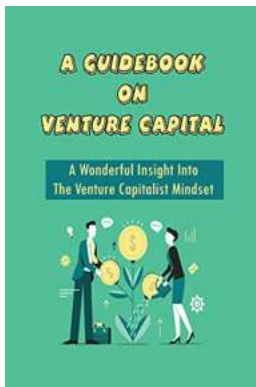
Progress Update And Earned Value Analysis: A Comprehensive Guide

Are you struggling with keeping track of project progress? Do you often find yourself wondering if your resources are being utilized efficiently? If so, you're not alone....




The Ultimate Guide to Competitive Strategies In Practice: Unleash Your Business Potential!

Are you eager to take your business to new heights? Do you want to beat the competition and emerge as a market leader? If the answer is yes, then you've come to the right...



A Comprehensive Guidebook on Venture Capital: Everything You Need to Know

Are you an entrepreneur looking to take your business to the next level? Or perhaps an investor interested in high-growth startups? If so, venture capital might just be the...



The Enigmatic World of Alejandro Zambra: Exploring the Genius of Chilean Poet Author

Chilean literature has produced many remarkable authors throughout its rich history, but one name that stands out among the rest is Alejandro Zambra. A poet and novelist...

