

Essential Designs In Multiple Sizes And Gauges For Sweaters Knit Top Down Side

When it comes to knitting sweaters, having a diverse collection of designs in multiple sizes and gauges is essential. Whether you're a beginner or an experienced knitter, having a variety of patterns to choose from can help you create unique and beautiful sweaters to add to your wardrobe. In this article, we will delve into the world of sweater designs, focusing on top-down side knitting techniques.

Why Choose Top-Down Side Knitting

Top-down side knitting is a technique that starts at the neckline and works its way down to the hem, allowing you to try on the sweater as you go. This method offers several advantages, making it a popular choice among knitters.

Firstly, top-down side knitting allows you to easily customize the fit of your sweater. You can adjust the length of the body and sleeves or modify the neckline to suit your preferences. This flexibility ensures that your finished sweater fits you perfectly and flatters your figure.



One-Piece Knits: Essential Designs in Multiple Sizes and Gauges for Sweaters Knit Top Down, Side Over, and Back to Front

by Margaret Hubert (Kindle Edition)

★★★★☆ 4.5 out of 5

Language : English

File size : 24767 KB

Text-to-Speech : Enabled

Enhanced typesetting : Enabled

Print length : 256 pages



Secondly, top-down side knitting allows you to incorporate various stitch patterns and designs seamlessly. You can experiment with different textures, cables, lace, or colorwork without the need for complex seaming techniques. This method also eliminates the guesswork of trying to align pattern repeats when seaming pieces together.

Popular Designs for Sweaters Knit Top Down Side

Now, let's explore some popular designs for sweaters that are knit top down side.

1. Classic Crewneck

The classic crewneck sweater is a timeless design that never goes out of style. Knitted from the top down, this design offers endless possibilities for customization. You can choose between a fitted or oversized silhouette, add ribbing or texture details, or experiment with colorblocking to create a unique look.

2. Cozy Cardigan

A cozy cardigan is a must-have in any sweater collection. Knitting a cardigan top down side allows you to seamlessly integrate button bands and pockets as you go. The top-down construction also enables you to easily adjust the length of the body and sleeves for the perfect fit.

3. Chic Cowl Neck

A cowl neck sweater instantly adds a touch of elegance to any outfit. With a top-down side knitting approach, you can easily customize the depth and width of the cowl. You can also incorporate lace or cable patterns to create a stunning focal point on the front.

4. Oversized Pullover

Oversized pullovers are not only trendy but also incredibly comfortable. Knitting them top down side allows you to experiment with dropped shoulders, elongated sleeves, and relaxed fits. You can play with different stitch patterns or even create a color fade effect for a truly unique oversized sweater.

Choosing the Right Gauge and Size

When knitting a sweater, it is important to select the right gauge and size to ensure a proper fit. Gauge refers to the number of stitches and rows per inch in a knitted fabric. To achieve the correct gauge, it is crucial to use the recommended yarn weight and needle size specified in the pattern.

Additionally, choosing the right size is essential for creating a sweater that fits comfortably. Most patterns provide a range of sizes, typically indicated through measurements such as bust circumference, waist circumference, and sleeve length. Take accurate measurements of your body and select the size that corresponds to your measurements or the desired ease.

In

Knitting sweaters top down side offers a versatile and enjoyable approach to creating stunning garments. With numerous design options and the ability to customize the fit, these patterns are perfect for knitters of all skill levels. Whether you prefer a classic crewneck, a cozy cardigan, a chic cowl neck, or an oversized pullover, there is a top-down side knitting pattern out there for you. So grab your

needles, choose your favorite design, and start knitting your dream sweater today!



One-Piece Knits: Essential Designs in Multiple Sizes and Gauges for Sweaters Knit Top Down, Side Over, and Back to Front

by Margaret Hubert (Kindle Edition)

★★★★☆ 4.5 out of 5

Language : English
File size : 24767 KB
Text-to-Speech : Enabled
Enhanced typesetting : Enabled
Print length : 256 pages
Screen Reader : Supported



Knit your sweaters in one piece—from the top down, from cuff to cuff, or from back to front—for the whole family, with minimal seaming required!

Written by renowned knitting author and expert Margaret Hubert, *One-Piece Knits* offers charted patterns sized from toddler to adult and in multiple gauges for classic pullovers and cardigans in four styles: top-down (both raglan and yoke), side-over (from one sleeve edge to the other), and back-to-front (from back waist to front waist, then picking up stitches at the shoulders to knit the sleeves).


Additional patterns for each style feature alternate stitches, simple colorwork, and neckline and sleeve variations. A helpful resources section offers guidance on basic techniques.

With one-piece knits, you can knit classic sweaters for the whole family—from every direction!



Commute Tom Avito - Making Your Daily Travel Exciting!

Are you tired of the monotonous and boring commute to work every day? Say goodbye to those dreary mornings and make your daily travel exciting with Commute Tom...



50 Awesome Experiments That Don't Cost a Thing: Junk Drawer Science

When boredom strikes, your junk drawer can come to the rescue! With just a little creativity and a handful of common household items, you can conduct a whole range of...



Diaries Of My Daily Life At West Hampstead North London

Living in West Hampstead, North London, has been an incredible experience filled with vibrant cultures, picturesque scenery, and a captivating community. As the sun...




Essential Designs In Multiple Sizes And Gauges For Sweaters Knit Top Down Side

When it comes to knitting sweaters, having a diverse collection of designs in multiple sizes and gauges is essential. Whether you're a beginner or an experienced knitter,...



10 Mistakes Network Marketers Make When Social Marketing

Network marketing has become a popular way for individuals to earn income from the comfort of their homes. With the rise of social media platforms, network marketers have...




Pink Mink In Sink: The Surprising Tale of an Unusual Encounter!

It was an average day in a cozy little house when something extraordinary happened – a pink mink found its way into the sink! This rare and mesmerizing sighting will...



Best Practice Guide To Avoiding Program Failure Traps While Tuning System

In today's technology-driven world, businesses heavily rely on various software programs to streamline their operations. However, it is not uncommon for...



Unicycles And Artistic Bicycles Illustrated: Experience the Unconventional and Iconic Art of One-Wheeled Marvels

Unicycles and Artistic Bicycles have taken the world by storm. These unique forms of transportation have not only captivated the hearts of cyclists but...

