

Discover the Ultimate Guide to Creating Realistic Landscapes For Model Railways

Welcome to the fascinating world of model railways, where enthusiasts bring miniature landscapes to life with intricate details. Creating realistic landscapes for model railways is a creative endeavor that requires attention to detail, patience, and a passion for trains. Whether you are just starting out or seeking to enhance your existing layout, this comprehensive guide will provide you with all the tips and tricks you need to bring your model railway to life like never before.

Why Realistic Landscapes are Essential for Model Railways

A well-designed model railway layout involves much more than simply placing tracks and running trains. To truly captivate viewers, it is essential to create a realistic and immersive landscape that transports them to a different era, a specific location, or even a fictional world. By paying attention to every aspect of your landscape, you can evoke emotions, tell stories, and create a visually stunning experience.


Exquisite attention to detail is key to achieving believable landscapes for your model railway. From grassy fields and rolling hills to dense forests and quaint villages, each element adds to the overall ambiance and realism of your layout. By taking the time to carefully consider the natural features, buildings, bridges, and infrastructure that make up your landscape, you can create a visually compelling and engaging model railway.

Creating Realistic Landscapes for Model Railways

by Isaac Miller (Kindle Edition)

★★★★☆ 4.4 out of 5

Language : Spanish



File size : 3917 KB
Text-to-Speech : Enabled
Screen Reader : Supported
Enhanced typesetting : Enabled
Print length : 138 pages



Getting Started: Planning and Sketching

Before diving into the actual construction, it is important to spend some time planning and sketching your ideas. By visualizing your layout on paper, you can effectively plan the placement of tracks, landscape features, and structures. Consider the theme or era you want to convey, and sketch out different design possibilities to find the one that resonates with you the most.

When planning your model railway, it is important to take into account the available space and the scale you are working with. A realistic landscape needs enough room for scenery elements, such as mountains, rivers, and roads, to seamlessly blend into the overall design. Use graph paper or specialized software to accurately map out your layout and ensure that everything fits harmoniously within the available space.

Choosing the Right Materials

The choice of materials plays a crucial role in creating realistic landscapes for model railways. From ground cover and foliage to rocks and trees, the quality and realism of these elements greatly impact the overall look of your layout. Here are some key materials to consider:

- **Ground Cover:** Use realistic ground cover materials, such as static grass, turf, or even natural materials like sand or dirt, to provide texture and variety to your landscape.
- **Trees and Foliage:** Incorporate a mix of ready-made tree models and handcrafted trees using materials like wire, flocking, and foam foliage. Vary the sizes, shapes, and colors to mimic the natural diversity found in real forests.
- **Structures and Buildings:** Select structures and buildings that match the theme and era of your model railway. Ensure they are of high quality and properly scaled to fit within your layout.
- **Water Features:** Adding water features like rivers, lakes, and waterfalls can enhance the overall realism of your landscape. Experiment with clear resin, acrylic paints, and suitable textures to bring water to life on a small scale.
- **Rock Formations:** Create rock formations with lightweight materials like foam or plaster, and use weathering techniques to add authenticity. Pay attention to rock colors, shapes, and textures for a convincing effect.

Bringing Your Landscape to Life

Once you have planned and gathered the necessary materials, it's time to bring your landscape to life:


1. **Prepare the Base:** Start by preparing a solid base for your landscape, whether it's a wooden board or Styrofoam. This stable foundation will provide a sturdy surface for attaching tracks, scenery, and structures.
2. **Track Placement:** Lay out your tracks according to your chosen design. Ensure they are well-aligned, level, and properly secured to prevent any unwanted movement or derailments.

3. **Landscaping:** Begin adding ground cover, foliage, and other landscape elements. Apply adhesive where necessary, and layer different materials to create depth and texture. Blend colors and textures to achieve a natural effect.
4. **Structures and Details:** As you progress, start adding structures, buildings, and miniature details to enhance the realism and narrative of your model railway. Pay attention to proper scaling, weathering techniques, and realistic positioning of each element.
5. **Finishing Touches:** Once your landscape is complete, take the time to add final touches such as signs, vehicles, figures, and other small details that bring your layout to life. Remember to consider lighting and sound effects to further enhance the overall experience for viewers.

Continuously Evolving and Improving

Creating realistic landscapes for model railways is an ongoing process that allows for continuous learning and improvement. Experiment with different techniques, materials, and layouts to refine your skills and create increasingly lifelike scenery. Joining model railway clubs, attending exhibitions, and participating in forums are great ways to connect with fellow enthusiasts and gain inspiration from their work.

Remember, the key to creating truly captivating model railway landscapes lies in the passion and attention to detail you put into each element. By investing time and effort into planning, selecting quality materials, and implementing realistic techniques, you can bring your miniature world to life and leave viewers in awe of your model railway masterpiece. So, get ready to embark on an exciting journey into the realm of realistic landscapes for model railways!



Creating Realistic Landscapes for Model Railways

by Isaac Miller (Kindle Edition)

★★★★☆ 4.4 out of 5

Language : Spanish

File size : 3917 KB

Text-to-Speech : Enabled

Screen Reader : Supported

Enhanced typesetting : Enabled

Print length : 138 pages



The landscape through which railways run is often the inspiration and reason why people choose to model a particular line. Therefore creating a realistic setting in which to operate your railway is an essential aspect of modelling, yet it is often overlooked or left until the last moment. Creating authentic and believable scenery without spending a fortune or buying it 'ready made' is a skill that, with patience and understanding, can be achieved by anyone. In *Creating Realistic Landscapes for Model Railways*, highly skilled landscape modeller Tony Hill shows you, through step-by-step photo sequences and clear instructions, how you too can re-create a realistic landscape for your model railway. With chapters on modelling trees, grass, water, fences, rock, walls and hedges, this book will tell you everything you need to know to design and create a unique and special setting in which to operate your model railway. Superbly illustrated with 395 colour photographs.




10 Mysterious Clues Found in Amelia Earhart's Treasure Chest – You Won't Believe What They Reveal!

Amelia Earhart, often referred to as Lady Lindy, was an iconic aviator in the early 20th century. She paved the way for female pilots, breaking barriers and inspiring...




Lex Luthor Power Grab Superman: The Ultimate Battle for Power and Supremacy

When it comes to iconic superhero rivalries, none can match the intense clash between the brilliant industrialist and supervillain Lex Luthor and the Man of Steel himself,...




Discover the Ultimate Guide to Creating Realistic Landscapes For Model Railways

Welcome to the fascinating world of model railways, where enthusiasts bring miniature landscapes to life with intricate details. Creating realistic landscapes for model...



Unlock the Secrets of Dante's Inferno: A Comprehensive Study Guide from Course Hero Study Guides

Are you ready to delve into the depths of Dante Alighieri's Inferno? As one of the most renowned works of world literature, the Divine Comedy has captivated readers for...




The Ultimate Collection: Verticals And Horizontals - Nine Ten Minute Plays For Two Actors

Are you searching for dynamic, compelling, and versatile plays that can be performed by just two actors? Look no further! "Verticals And Horizontals: Nine Ten Minute Plays..."



The Mesmerizing World of Simply Sweet Designs To Quilt And Embroider

Quilting and embroidery are two ancient art forms that have stood the test of time. They not only serve practical purposes but also provide a means of self-expression and...



Disruptive Trends in Computer-Aided Diagnosis: Making Strides in Healthcare

Computer-aided diagnosis (CAD) systems have revolutionized healthcare by enhancing the accuracy and efficiency of medical diagnoses. With advancements in technology,...



Exploring the Unexplored: New Zealand's Forgotten World Highway

Have you ever wondered what lies beyond the well-known tourist spots of New Zealand? If so, then brace yourself for an extraordinary journey through the country's hidden gem...

creating realistic landscapes in unreal engine with houdini