

Discover the Ultimate Guide on How to Dye - Master the Dyeing Process with Various Methods, Techniques, and More!

Welcome to the ultimate guide on how to dye! Whether you're a novice looking to experiment with vibrant colors or a seasoned dyer interested in expanding your knowledge, this comprehensive guide will provide you with the essential information you need to dive into the exciting world of dyeing. From understanding the dyeing process to exploring different methods and techniques, we've got you covered!

Section 1: Understanding the Dyeing Process

The dyeing process is a fascinating journey that involves transforming the color of various materials. From textiles to hair, dyes can create stunning transformations. Before we delve into the various techniques and methods, let's first understand the basics of the dyeing process.

When dyeing a material, the dye molecules penetrate the fabric or surface, resulting in a permanent color change. The process involves preparing the material, selecting the appropriate dye, and applying the dye effectively to achieve desired results.

DYEING FOR BEGINNERS: Guide On How To Dye, The Dyeing Process, Methods, Techniques And More by Tamsin Harvey (Kindle Edition)

★★★★☆ 4.6 out of 5

Language : English

File size : 459 KB

Text-to-Speech : Enabled

Screen Reader : Supported



Enhanced typesetting : Enabled
Print length : 17 pages
Lending : Enabled



Section 2: Methods of Dyeing

Now that you have a grasp of the dyeing process, let's explore the different methods that are commonly used to apply dye:

1. Dip Dyeing

Dip dyeing involves partially immersing the material into a dye bath to create a gradient effect. This technique is perfect for creating ombre or tie-dye patterns on fabrics.

2. Tie-Dye

Tie-dye is an ancient resist-dyeing technique used to create intricate and colorful patterns on fabric. By tying the fabric with rubber bands or using other resist techniques, you can achieve unique and eye-catching designs.

3. Spraying/Printing

Spraying or printing dyes onto the material can create bold patterns and designs. This method is commonly used in creating intricate designs on t-shirts or canvas materials.

4. Batik

Batik is a wax-resist dyeing technique that originated in Indonesia. By applying wax to certain areas of the fabric before dyeing, intricate designs emerge, resulting in beautiful and detailed patterns.

5. Kettle Dyeing

Kettle dyeing involves immersing the material in a large pot or kettle filled with dye, allowing for random and unpredictable color distribution. This method is commonly used in hand-dyeing yarn or creating unique effects on fabric.

Section 3: Techniques for Successful Dyeing

Mastering the techniques involved in dyeing can greatly enhance your results. Here are some important techniques to consider:

1. Preparation

Properly preparing the material before dyeing is crucial. This includes washing and cleaning to remove any dirt, oils, or sizing that may interfere with the dye absorption.

2. Water Temperature

The temperature of the water used during the dyeing process can influence the final color result. Experimenting with different temperatures can help achieve different shades and effects.

3. Dye Application

Choosing the right method of dye application is essential. Whether it's immersing, spraying, or printing, the application method can greatly impact the final outcome. Take time to understand the specific requirements of each dyeing method.

4. Timing

The duration for which the material is submerged in the dye bath is crucial. Timing can affect the intensity of the color and the colorfastness of the final result. Always refer to the dye manufacturer's instructions for optimal results.

Section 4: Troubleshooting and Tips

While dyeing can be an exciting process, it can also present challenges. Here are some troubleshooting tips to help you overcome common issues:

1. Uneven Color Distribution

If you encounter uneven color distribution, ensure that the material is evenly submerged in the dye bath and follow agitation techniques recommended for the specific dyeing method.

2. Fading or Bleeding

To prevent excessive fading or bleeding, consider using dye fixatives or mordants. These substances help increase colorfastness and reduce the risk of color bleeding.

3. Experimentation

Don't be afraid to experiment with different dye combinations, application techniques, and materials. Dyeing is an art form that allows for endless creativity and personal expression.

Congratulations! You have successfully navigated through our comprehensive guide on how to dye. Armed with a better understanding of the dyeing process, various methods, techniques, and troubleshooting tips, you are now ready to embark on your dyeing adventure.

Remember, practice makes perfect, so don't hesitate to try new things and explore limitless possibilities. With your newfound knowledge and skills, you'll be able to create stunning, personalized creations that showcase your unique style and creativity.



DYEING FOR BEGINNERS: Guide On How To Dye, The Dyeing Process, Methods, Techniques And

More by Tamsin Harvey (Kindle Edition)

★★★★☆ 4.6 out of 5

Language : English
File size : 459 KB
Text-to-Speech : Enabled
Screen Reader : Supported
Enhanced typesetting : Enabled
Print length : 17 pages
Lending : Enabled



DYEING FOR BEGINNERS

This complete guide shows you easy ways to create and use dyes from different species of plants and natural dyestuffs. It also provides you with the recent information on existing environmentally friendly dyeing methods. Inside this explanatory guide, you will find detailed information on creating consistent, long-lasting color. Required equipment, selecting fibers and plant parts, choosing the correct methods for mordanting and dyeing, test color modifiers, and more are discussed in details. Dyeing for Beginners is a complete resource for novices and experienced artists seeking to expand their knowledge in creating and using colors.




Discover the Ultimate Guide on How to Dye - Master the Dyeing Process with Various Methods, Techniques, and More!

Welcome to the ultimate guide on how to dye! Whether you're a novice looking to experiment with vibrant colors or a seasoned dyer interested in expanding your knowledge,...




10 Lyrics That Will Make You Laugh Out Loud: Pathetic Humorous Songs from Dover Children Classics

Music has a way of touching our hearts, making us laugh, cry, and dance. When it comes to children's songs, there is a special charm in the lyrics that can bring a smile to...




The Calhoun Chronicles: Unraveling the Secrets of Susan Wiggs' Enchanting Regency Romance

Regency romance has long been a beloved genre for readers seeking to immerse themselves in tales of love, scandal, and societal constraints. Among the plethora...




The Fascinating Story of Rover SD1: A Legendary British Car (1976-1988)

When it comes to British automobiles, few can rival the Rover SD1 in terms of its impact and influence during its production years from 1976 to 1988. The SD1, also known as...



Facial Recognition Technology And The Culture Of Surveillance: A Critical Cultural Analysis

The proliferation of facial recognition technology in recent years has sparked widespread debates and concerns over privacy, surveillance, and the potential infringement on...



Unleashing the Power Within: We Are The Strong - The 12th Factor

Throughout history, individuals have sought ways to tap into their inner strength - that limitless reservoir of power that lies dormant within each of us. We Are The Strong...



20 Timeless Garments Exploring Knit Yarn Stitch

Knitting is a beloved craft that has been practiced for centuries, resulting in stunning garments that stand the test of time. When it comes to creating texture in knitted...



"In Beginner Guide Design Space Project Ideas: The Definitive Practical Guide To Unleash Your Creativity"

Design Space is a powerful software that has revolutionized the way we create and design. Whether you are a beginner or an expert, it offers endless possibilities to unleash...