


# Discover the Mesmerizing Beauty of the Blackwork Stitches Sampler Blackwork Pattern



Blackwork embroidery is an ancient and captivating type of needlework that originated in the Middle Ages. With its intricate geometric patterns, this technique

has stood the test of time and continues to charm embroidery enthusiasts worldwide.

If you are a fan of this art form or interested in exploring a new stitching technique, you will be delighted by the Blackwork Stitches Sampler Blackwork Pattern. This pattern showcases various blackwork stitches in a stunning and cohesive design, making it the perfect project for both beginners and experienced stitchers.



## Blackwork Stitches Sampler Book 2 Blackwork

**Pattern** by Jonathan Black ([Print Replica] Kindle Edition)

★★★★☆ 4 out of 5

Language : English

File size : 9088 KB

Print length : 236 pages

Lending : Enabled

Screen Reader: Supported

Item Weight : 6.3 ounces



## The Elegance of Blackwork Stitches

Blackwork stitches are characterized by their dense and repetitive nature. They are traditionally worked with black thread on white fabric, creating a striking contrast that emphasizes the intricate patterns. While the primary color scheme is black and white, you can always experiment with different colors to personalize your stitching.

The Blackwork Stitches Sampler Blackwork Pattern allows you to explore a range of stitch types, including the basic backstitch, double running stitch, Holbein

stitch, and more. Each stitch has its own unique texture and effect, giving your embroidery depth and dimension.

## **Unlocking the Beauty of the Sampler**

The Blackwork Stitches Sampler Blackwork Pattern is designed to guide you through the process of mastering blackwork stitches while creating a stunning piece of art. The pattern includes detailed instructions and illustrations for each stitch, making it accessible to stitchers of all skill levels.

As you stitch your way through the sampler, you will notice how the various stitches come together to form a harmonious composition. The patterns build upon one another, allowing you to develop your skills gradually while creating a visually pleasing piece.

Not only is the Blackwork Stitches Sampler Blackwork Pattern a great learning tool, but it also offers endless possibilities for customization. You can vary the density of the stitches, play with different thread thicknesses, or even incorporate metallic threads to add a touch of glamour.

## **Journey Into Elegance**

Embarking on the Blackwork Stitches Sampler Blackwork Pattern is like taking a journey into elegance. With each stitch you complete, you will witness the transformation of a simple piece of cloth into a work of art. The meditative nature of the stitching process will relax your mind and nurture your creative spirit.

As you progress through the Blackwork Stitches Sampler Blackwork Pattern, you will gain confidence in your stitching abilities. You will be able to appreciate the magic that lies in the combination of repetitive stitches and intricate patterns, creating a tapestry of elegance.

## Get Started Today

The Blackwork Stitches Sampler Blackwork Pattern is waiting for you. Whether you are a beginner or an experienced stitcher looking to explore a new technique, this pattern will guide you through an enchanting stitching journey.

So, what are you waiting for? Dive into the world of blackwork stitches and unleash your creativity. Embark on the Blackwork Stitches Sampler Blackwork Pattern and immerse yourself in the mesmerizing and timeless beauty of this ancient needlework technique.



### Blackwork Stitches Sampler Book 2 Blackwork Pattern by Jonathan Black ([Print Replica] Kindle Edition)

★★★★☆ 4 out of 5

Language : English

File size : 9088 KB

Print length : 236 pages

Lending : Enabled

Screen Reader : Supported

Item Weight : 6.3 ounces



Welcome to Classic Stitch

A blackwork pattern of Blackwork Stitches Sampler Book 2.

This sampler has been stitched on 28 Count Zweigart canvass, however, it can be stitched on any count of canvass. This sampler can be stitched using any colour thread, or any colour canvass. Please make sure that before stitching, that your chosen thread will show up on your chosen colour of canvass. To make this sampler more personal and unique, you could stitch it with several different

colours, for different sections of the sampler. Please make sure that they all go together first and that they will show up on the canvass once finished.

Included is a full chart in colour together with a key and full instructions on how to complete each stitch, along with a short history of Blackwork Embroidery. The charts can be made bigger on your Kindle to help to see the symbols more clearly, with full instructions on how to work the stitches a beginner and a more experienced stitcher will be able to complete the finished sampler. All that is needed is time and patience.

It is our aim at Classic Stitch, to make it so that by having all of our patterns in digital format. Depending on whatever device you use choose to view them on, be it a mobile phone, tablet or laptop, all of your patterns can be with you at all times. So that whenever the urge to do some stitching comes over you, there will be a pattern to hand.

I have been doing cross stitch pictures since 1992, around 1994 I was encouraged to have a go at doing my own designs by my parents. My company Classic Stitch was founded in 1995, since when I have been creating my own unique range of cross stitch designs. I have been self-taught at designing and try to make each one of my designs as a work of art in their own right. I have since gone on to become a Fellow of the Royal Society of Arts (FRSA). At the time of writing so far as I know, I am the only fellow to create art using stitches.

If you enjoy stitching this sampler, please visit the Classic Stitch web site to view the full range of patterns. There you will find a link to take you to Amazon, where you can buy any of my ever-increasing range of books. On the web site you will be able to download a copy of a free pattern.

<https://www.classic-stitch.com>

Happy Stitching.



## The Shocking Truth Revealed: Real Bad Things Kelly Ford Has Done

Prepare to be astounded as we uncover the hidden skeletons in the closet of a well-known public figure, Kelly Ford. In this explosive exposé, we will delve deep into the...




## Discover the Mesmerizing Beauty of the Blackwork Stitches Sampler Blackwork Pattern

Blackwork embroidery is an ancient and captivating type of needlework that originated in the Middle Ages. With its intricate geometric patterns, this technique has stood...




## Hivenet Revolution: Unveiling the Genius of Paul Hendricks

In the world of technology, there are individuals who leave an indelible mark and revolutionize an entire industry. One such maverick is Paul Hendricks,...




## Rebecca Of Sunnybrook Farm: A Timeless Classic by Kate Douglas Wiggin

Rebecca Of Sunnybrook Farm is an exceptional literary masterpiece that has captivated the hearts and minds of readers for several generations. Written by the remarkable...




## 50 Group Exercises In Pairs: Strengthen Bonds and Foster Teamwork

Welcome to the ultimate guide of 50 engaging and interactive group exercises designed for pairs. Whether you are an educator, team leader, or simply looking for fun...




## The Critical Shaw: Unraveling Bernard Shaw's Views on Religion

George Bernard Shaw, the renowned Irish playwright, critic, and polemicist, was not one to shy away from controversial subjects. Throughout his life, he delved into various...



## The Reign of Tiberius Ron Field: An Era of Power and Ambition

Welcome to the fascinating world of Tiberius Ron Field, a ruler whose reign has left an indelible mark on history. Tiberius Ron Field, often referred to as TRF by his...



## What It Is What You Need To Know Getting Value From It

Have you ever wondered what all the buzz about "getting value from it" is? Well, look no further as we dive deep into the world of getting...