

Discover the Future: Price Forecasting Models for Malibu Boats Inc (MBUU) Stock on Nasdaq Composite!

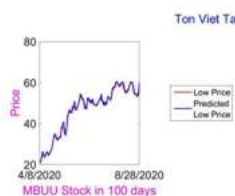
Investing in the stock market can be a rollercoaster ride, especially if you don't have the right tools to predict price movements. However, the advent of advanced data analytics and forecasting models has revolutionized the way investors make decisions. In this article, we will delve into the concept of price forecasting models and how they can be applied to Malibu Boats Inc (MBUU) stock on the Nasdaq Composite.

The Importance of Price Forecasting Models

Price forecasting models are crucial tools for investors as they analyze historical data, market trends, and other factors to predict future prices. These models use mathematical algorithms and statistical techniques to identify patterns and correlations within the data, enabling investors to make more informed investment decisions.

For companies like Malibu Boats Inc (MBUU), where stock prices depend on various factors such as market conditions, industry trends, and company performance, having reliable price forecasting models can be a game-changer.

MBUU Stock
two trades per day to earn
13721%/year



Price-Forecasting Models for Malibu Boats, Inc. MBUU Stock (NASDAQ Composite Components Book 1775) by Ton Viet Ta (Kindle Edition)

★ ★ ★ ★ ☆ 4.5 out of 5
Language : English
File size : 1433 KB
Text-to-Speech : Enabled
Enhanced typesetting : Enabled

Lending : Enabled
Screen Reader : Supported
Print length : 75 pages



Types of Price Forecasting Models

There are several types of price forecasting models, each with its own unique approach and methodology. Let's take a closer look at a few popular models:

1. Moving Average (MA) Model

The Moving Average model is a simple yet effective way to forecast stock prices. It calculates the average price over a specific time period and predicts future prices based on this average. This model is particularly useful for identifying short-term trends and price reversals.

2. Autoregressive Integrated Moving Average (ARIMA) Model

The ARIMA model is a more advanced forecasting technique that takes into account not only the moving average but also the underlying patterns and trends in the data. It incorporates three main components - Autoregression (AR), Differencing (I), and Moving Average (MA) - to predict future prices. This model is particularly useful for identifying long-term trends and seasonality.

3. Neural Network Model

The Neural Network model is an artificial intelligence (AI)-based forecasting model that simulates the human brain's ability to process and analyze complex data. It consists of interconnected layers of artificial neurons that learn from historical data to make predictions. This model is particularly useful for analyzing large datasets with multiple variables and capturing nonlinear relationships.

Applying Price Forecasting Models to Malibu Boats Inc (MBUU) Stock

Now that we have a basic understanding of price forecasting models let's explore how they can be applied to Malibu Boats Inc (MBUU) stock on the Nasdaq Composite.

Malibu Boats Inc is a leading manufacturer of performance sports boats, catering to the recreational boating market. As a company operating in a dynamic industry, its stock prices can be influenced by various factors such as consumer demand, competitor performance, and industry regulations.

By applying price forecasting models to Malibu Boats Inc (MBUU) stock, investors can gain valuable insights into future price movements, enabling them to time their buying and selling decisions more effectively.

The Future of Stock Price Forecasting

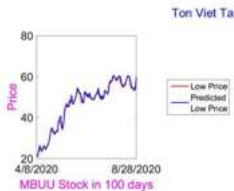
As technology continues to advance and big data becomes more accessible, the future of stock price forecasting looks promising. New and innovative models are being developed, incorporating machine learning algorithms, sentiment analysis, and real-time data feeds.

Investors can now leverage these cutting-edge tools to gain a competitive edge in the stock market. By combining traditional analytical techniques with advanced forecasting models, investors can make more informed decisions and increase their chances of success.

Price forecasting models are powerful tools that provide investors with valuable insights into future price movements. By applying these models to Malibu Boats Inc (MBUU) stock on the Nasdaq Composite, investors can improve their decision-making process and increase their chances of achieving higher returns.

As the stock market continues to evolve, it is essential for investors to embrace these advanced forecasting models to stay ahead of the game. Don't miss out on the opportunity to unlock the future of stock price forecasting!

MBUU Stock
two trades per day to earn
13721%/year



Price-Forecasting Models for Malibu Boats, Inc. MBUU Stock (NASDAQ Composite Components Book 1775) by Ton Viet Ta (Kindle Edition)

★★★★☆ 4.5 out of 5

Language : English

File size : 1433 KB

Text-to-Speech : Enabled

Enhanced typesetting: Enabled

Lending : Enabled

Screen Reader : Supported

Print length : 75 pages



Do you want to earn up to a 13721% annual return on your money by two trades per day on Malibu Boats, Inc. MBUU Stock? Reading this book is the only way to have a specific strategy.

This book offers you a chance to trade MBUU Stock at predicted prices. Eight methods for buying and selling MBUU Stock at predicted low/high prices are introduced. These prices are very close to the lowest and highest prices of the stock in a day.

All methods are explained in a very easy-to-understand way by using many examples, formulas, figures, and tables. The BIG DATA of the 1657 consecutive

trading days (from January 31, 2014 to August 28, 2020) are utilized. The methods do not require any background on mathematics from readers. Furthermore, they are easy to use. Each takes you no more than 30 seconds for calculation to obtain a specific predicted price.

The methods are not transient. They cannot be beaten by Mr. Market in several years, even until the stock doubles its current age. They are traits of Mr. Market. The reason is that the author uses the law of large numbers in the probability theory to construct them. In other words, you can use the methods in a long time without worrying about their change.

The efficiency of the methods can be checked easily. Just compare the predicted prices with the actual price of the stock while referring to the probabilities of success which are shown clearly in the book (click the LOOK INSIDE button to read more information before buying this book). Depending on the number of investors who are interested in this book, the performance of the methods from the publication date will be added to the book after one year, and will be stated here in the description of the book too. You will then see that the methods in this book are outstanding or not.

The book is very useful for

- Investors who have decided to buy the stock and keep it for a long time (as the strategy of Warren Buffett), or to sell the stock and pay attention to other stocks. The methods will help them to maximize profits for their decision.


- Day traders who buy and sell the stock many times in a day. Although each method is valid one time per day, the information from the methods will help the traders buy/sell the stock in the second time, third time or more in a day.
- Beginners to MBUU Stock. The book gives an insight about the behavior of the stock. They will surely gain their knowledge of MBUU Stock after reading the book.
- Everyone who wants to know about the U.S. stock market.

MBUU Stock
two trades per day to earn
13721%/year




Discover the Future: Price Forecasting Models for Malibu Boats Inc (MBUU) Stock on Nasdaq Composite!

Investing in the stock market can be a rollercoaster ride, especially if you don't have the right tools to predict price movements. However, the advent of advanced data...




American Twin Motorcycle Torque Manual Measuring Proper Fastener Tension For

Are you a proud owner of an American Twin Motorcycle? If so, you must be well-aware of the importance of properly torquing and measuring fastener tension for optimal...



Unveiling the Enigma: Study Guide for Luigi Pirandello's Six Characters In Search of An Author Course

Are you ready to immerse yourself in the disrupted reality of Luigi Pirandello's masterpiece, *Six Characters In Search of An Author*? This study guide has got you covered! In...




Buses Built Before 1950: Unveiling the Rich History of Royston Morris

Royston Morris, a name that evokes nostalgia and admiration, holds a significant place in the history of transportation. As we delve into the fascinating world of buses...



Captain Awesome Saves The Winter Wonderland

Winter Wonderland, where magic fills the air and joy covers every inch of the ground. But this year, an unexpected threat loomed over the beloved haven of snow-covered...



Poems By Joshua Seigal: Captivating Words for the Soul

: Poetry has the power to touch our hearts, evoke emotions, and transport us to different worlds. Among the distinguished poets of our time, Joshua Seigal...



The Captivating Story Behind the Timeless Beauty of Hedy Lamarr

In the golden age of Hollywood, there were few stars who could match the timeless beauty and allure of Hedy Lamarr. A true icon of glamour and style, Lamarr captivated...



Revolutionizing Business and Consumer Analytics: New Ideas to Boost Performance

With the ever-increasing volume of data available today, businesses need innovative approaches to interpret and analyze this wealth of information effectively. Business...