


Detailed Filet Crochet Technique With Graph To Help Create Awesome Piece Of Art

Crocheting is not just a hobby; it's an art form that allows you to create beautiful and intricate designs with just a hook and some yarn. One particular technique that has gained popularity among crochet enthusiasts is filet crochet. This delicate and detailed technique involves creating a grid pattern with mesh and solid blocks, resulting in stunning lace-like patterns.

If you're looking to elevate your crochet skills to the next level and create an awe-inspiring piece of art, filet crochet is definitely worth exploring. In this article, we will dive into the details of this technique, share tips and tricks, and provide a helpful graph to guide you in creating your very own masterpiece.

What is Filet Crochet?

Named after the French word for "net," filet crochet is a crochet technique that creates a mesh fabric with open and solid areas. It involves working with only two stitches: the chain stitch and the double crochet stitch. By combining these stitches in a specific pattern, you can create intricate designs that resemble lace or tapestry.



LEARN TO DO 3DC FILET CROCHET: A DETAILED FILET CROCHET TECHNIQUE, WITH GRAPH TO HELP CREATE AWESOME PIECE OF ART

by Clément Joulain (Kindle Edition)

★★★★☆ 4 out of 5

Language : English

File size : 20057 KB

Text-to-Speech : Enabled

Screen Reader : Supported

Enhanced typesetting : Enabled
Print length : 32 pages
Lending : Enabled



Getting Started

Before diving into filet crochet, it's essential to gather the necessary materials. You'll need a crochet hook, preferably in size suitable for your chosen yarn, and a ball or skein of yarn in your desired color. Opt for a smooth and pliable yarn that showcases the details of your design.

It's also helpful to print or draw a graph of your chosen pattern. The graph represents the design you wish to create, with each square on the grid representing one stitch. This visual aid will be a valuable reference throughout your project.

The Basic Stitches

As mentioned earlier, filet crochet primarily involves two basic stitches: the chain stitch (ch) and the double crochet stitch (dc). Here's a quick rundown of these stitches:

The chain stitch is the foundation of most crochet projects. To create a chain stitch, yarn over your hook and pull it through the loop on your hook. Repeat this process until you've reached your desired number of chain stitches.

The double crochet stitch is used to create solid blocks in your filet crochet pattern. To make a double crochet stitch, yarn over your hook, insert it into the designated stitch or space, yarn over again, and pull through the stitch. You

should have three loops on your hook. Yarn over once more and pull through the first two loops, then yarn over one final time and pull through the remaining two loops.

Working with the Graph

Once you've familiarized yourself with the basic stitches, it's time to work with the graph. Each square on the graph represents a stitch. The filled-in squares represent double crochet stitches, while the open squares represent chain stitches or open areas in your design.

Start by chaining the required number of stitches for your chosen pattern. The first row of your pattern will typically consist of chain stitches only. Once you've completed the foundation chain, turn your work and begin the second row by creating double crochet stitches according to the graph's design.

Continue following the graph row by row, carefully counting stitches and referring to the graph for guidance on where to create solid blocks and open spaces. As you progress, you'll witness the lace-like pattern take shape and marvel at the beauty of your creation.

Tips and Tricks

While filet crochet may seem daunting at first, with practice and patience, you'll soon become proficient in this technique. Here are a few tips and tricks to help you along the way:


1. Use a stitch marker: Placing a stitch marker at the beginning of each row can help you keep track of your progress and ensure your stitches align with the graph's design.

2. Count your stitches: Double-check your stitch count after completing each row to avoid any errors and maintain the integrity of your pattern.

3. Block your finished piece: Blocking involves stretching and shaping your completed crochet project to even out the stitches and create a polished look. It can make a significant difference in the final appearance of your filet crochet piece.

4. Experiment with different yarn weights: Filet crochet can be done in various yarn weights, allowing you to achieve different levels of intricacy and drape. Play around with different yarns to see which suits your desired project best.

Filet crochet is a technique that combines simplicity and intricacy to create awe-inspiring pieces of art. With its delicate lace-like patterns, filet crochet allows you to bring your imagination to life using just a hook and some yarn. By understanding the basic stitches and working with a detailed graph, you can embark on a journey that blends creativity and craftsmanship, resulting in beautiful and mesmerizing creations. So grab your hooks, find a pattern, and let filet crochet be your means to create awe-inspiring pieces of crochet art to cherish and share!



LEARN TO DO 3DC FILET CROCHET: A DETAILED FILET CROCHET TECHNIQUE, WITH GRAPH TO HELP CREATE AWESOME PIECE OF ART

by Clément Joulain (Kindle Edition)

★★★★☆ 4 out of 5

Language : English

File size : 20057 KB

Text-to-Speech : Enabled

Screen Reader : Supported

Enhanced typesetting : Enabled


Print length : 32 pages



LEARN TO DO 3DC FILET CROCHET


A DETAILED FILET CROCHET TECHNIQUE, WITH GRAPH TO HELP CREATE AWESOME PIECE OF ART

Filet crochet is most often worked from a graph or a symbol diagram. Patterns are created by combining solid and open meshes, usually working the design in solid meshes and the background in open meshes. The size of the space is determined by the number of chain stitches between each double stitch. Even beginners to crochet can follow the lessons and learn the skills needed to enter the wonderful world of filet crochet. Charted designs range from beginners to more advanced levels




Rate Monotonic Analysis: A Comprehensive Guide for Real-Time Systems

In the world of real-time systems, where accuracy and reliability are critical, rate monotonic analysis (RMA) plays a crucial role. It is a mathematical technique used to...




Discover the Inspiring Journey of the 12th Euroan 2015 Summer School and Rumour 2015 Workshop in Sibiu, Romania this July 13!

The picturesque city of Sibiu in Romania is not only known for its breathtaking landscapes and rich cultural history, but also for hosting some of the most influential events...




Between Classical And Vernacular Language: Exploring the Richness of Linguistic Traditions

The Dichotomy of Classical and Vernacular Language Language, the foundation of human communication and expression, has evolved and diversified over...



Sparse Coding Method: Unleashing the Power of Efficient Representation

Imagine a world where data can be efficiently represented using only the most essential components. A world where complex datasets can be distilled into sparse...




Robert Lepage Scenographic Dramaturgy - A Storyteller's Masterpiece

Robert Lepage, the Canadian playwright, director, and actor, is renowned worldwide for his groundbreaking approach to scenographic dramaturgy....



Recommender System For Improving Customer Loyalty Studies In Big Data

Are you looking for effective ways to improve customer loyalty and maximize your business's success? Look no further! In this article, we will explore the power of...



Unlocking the Potential: Reinforcement Learning Of Bimanual Robot Skills

Robotic advancements have gained significant momentum over the years, transforming various industries by automating complex tasks. Reinforcement...



About the 17th International Conference ICCHP 2020 Lecco, Italy - September 11, 2020

Are you excited about the upcoming 17th International Conference ICCHP 2020? Well, we certainly are! This year, the conference will be held in the beautiful town of Lecco,...