

Cross Stitch Patterns With 26 Funny English Letters For Beginners Hand


Are you a beginner who wants to embark on a creative and relaxing journey? Look no further than cross stitching! It's a fantastic craft that allows you to create beautiful patterns and designs using simple stitches. If you love English letters and want to add a touch of humor to your cross stitch projects, we've got the perfect collection of patterns for you. In this article, we'll explore 26 funny English letter cross stitch patterns created specifically for beginners. Get ready to bring your imaginative ideas to life with a needle and thread!

Why Cross Stitching?

Cross stitching has been around for centuries and remains one of the most popular needlework forms. Its appeal lies in its simplicity and the ability to create stunning artwork with just a few basic stitches. The repetitive nature of cross stitching provides a therapeutic experience, reducing stress and promoting relaxation. It's an excellent creative outlet for beginners who want to dive into the world of crafts.

When it comes to cross stitch patterns, the possibilities are endless. From intricate floral designs to cute animals, you can find patterns that suit your personal style and preferences. In this particular collection, we'll focus on funny English letters that add a playful touch to your creations. These patterns are perfect for beginners, as they involve simple stitches and provide a great starting point for honing your skills.

Cross stitch patterns with 26 funny English letters for beginners. Hand Embroidery designs for



adults Kindle edition by Julia Strekalova (Kindle Edition)

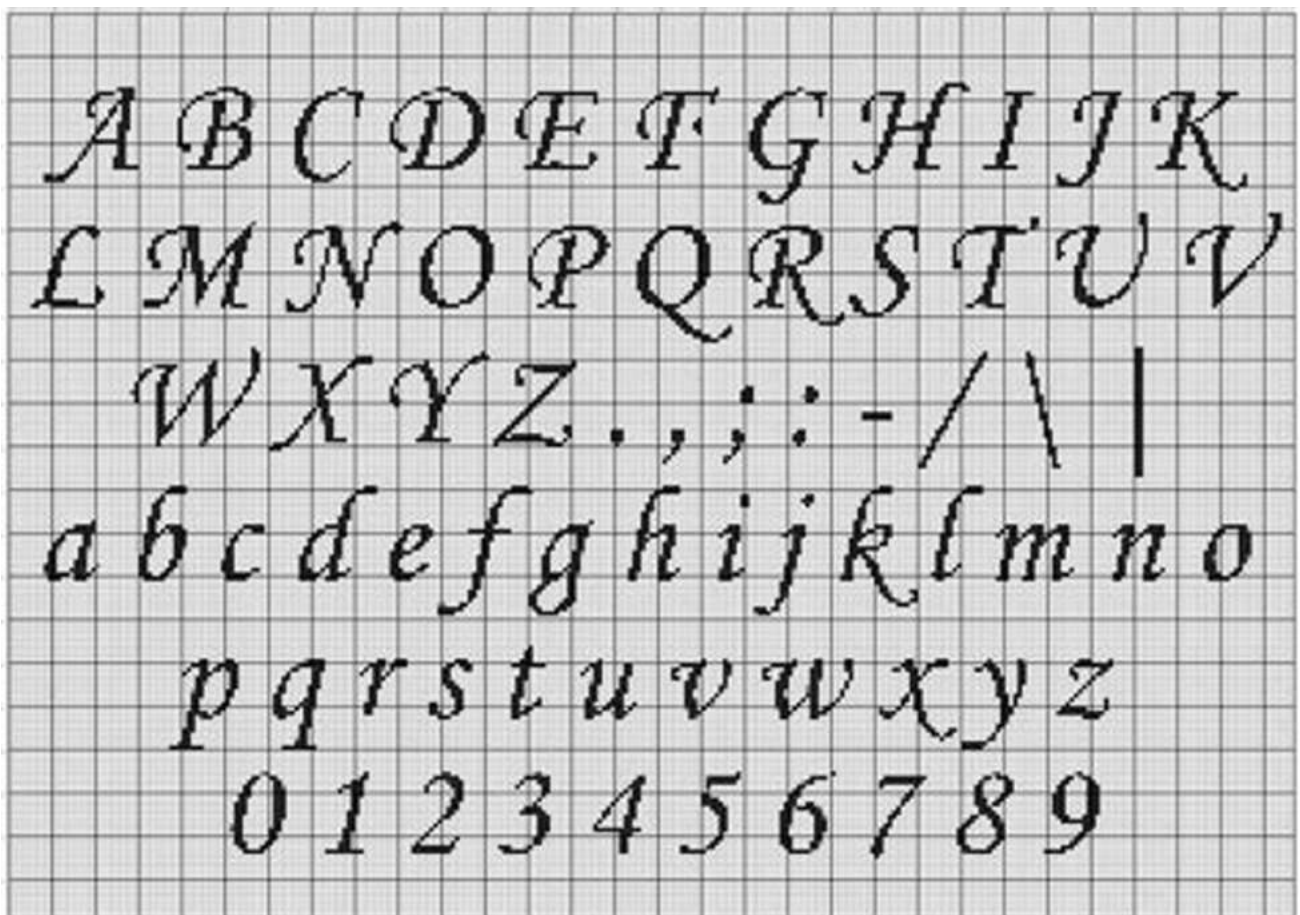
★★★★☆ 4.6 out of 5

Language : English
File size : 11014 KB
Text-to-Speech : Enabled
Screen Reader : Supported
Enhanced typesetting : Enabled
Print length : 41 pages
Lending : Enabled



26 Funny English Letter Cross Stitch Patterns


1. A for "Awesome": Create a vibrant pattern of the letter 'A' with the word "Awesome" underneath. This pattern is a reminder that you are amazing!



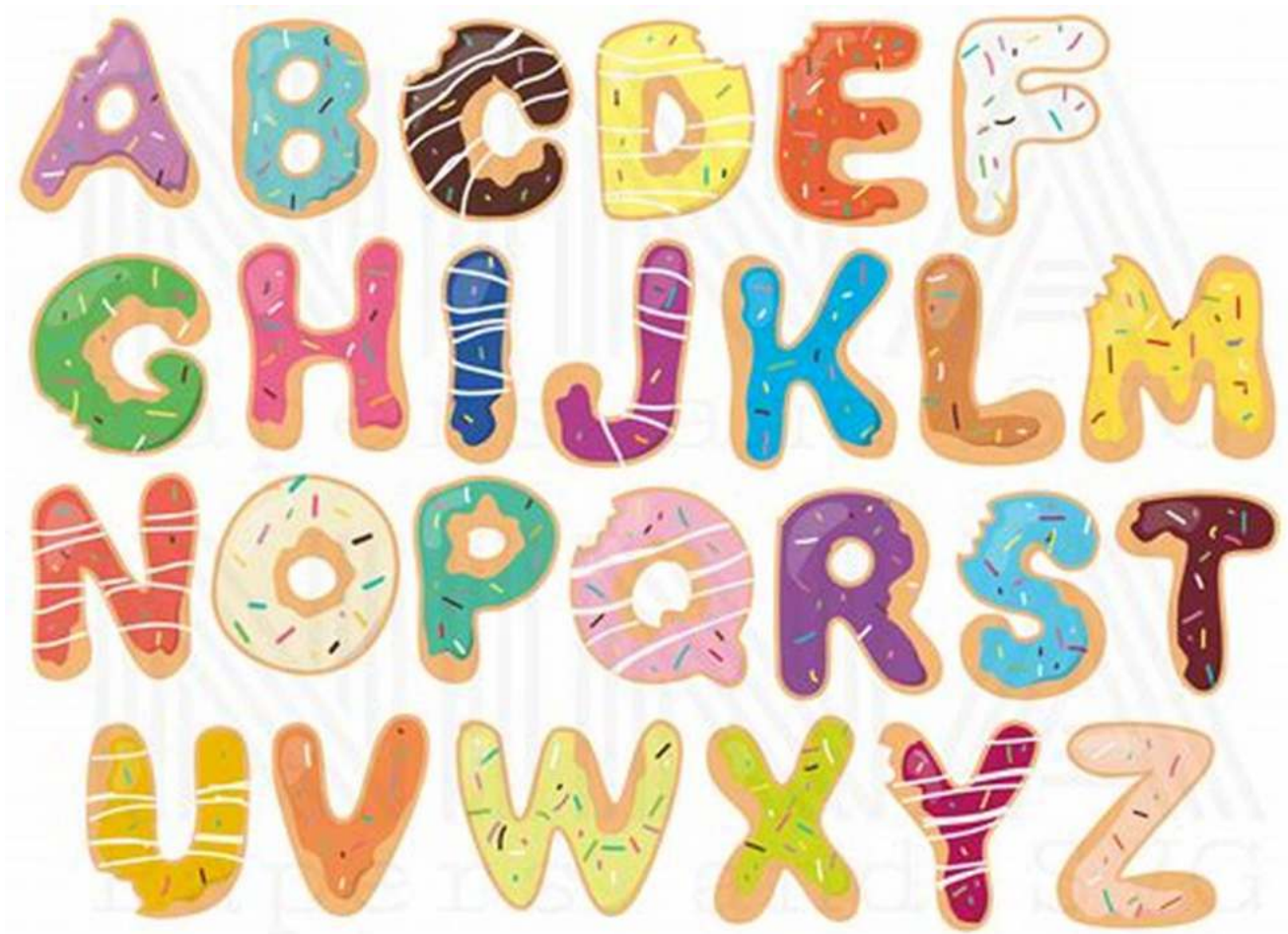
2. B for "Bananas": Stitch a cheeky monkey holding a banana beside the letter 'B.' This cute pattern brings a smile to anyone's face.



3. C for "Coffee": If you're a coffee lover, this pattern is for you. The letter 'C' accompanied by a steaming coffee cup will certainly perk you up!




4. D for "Doughnut": Indulge your sweet tooth with a cross stitch pattern featuring a delectable doughnut next to the letter 'D.'



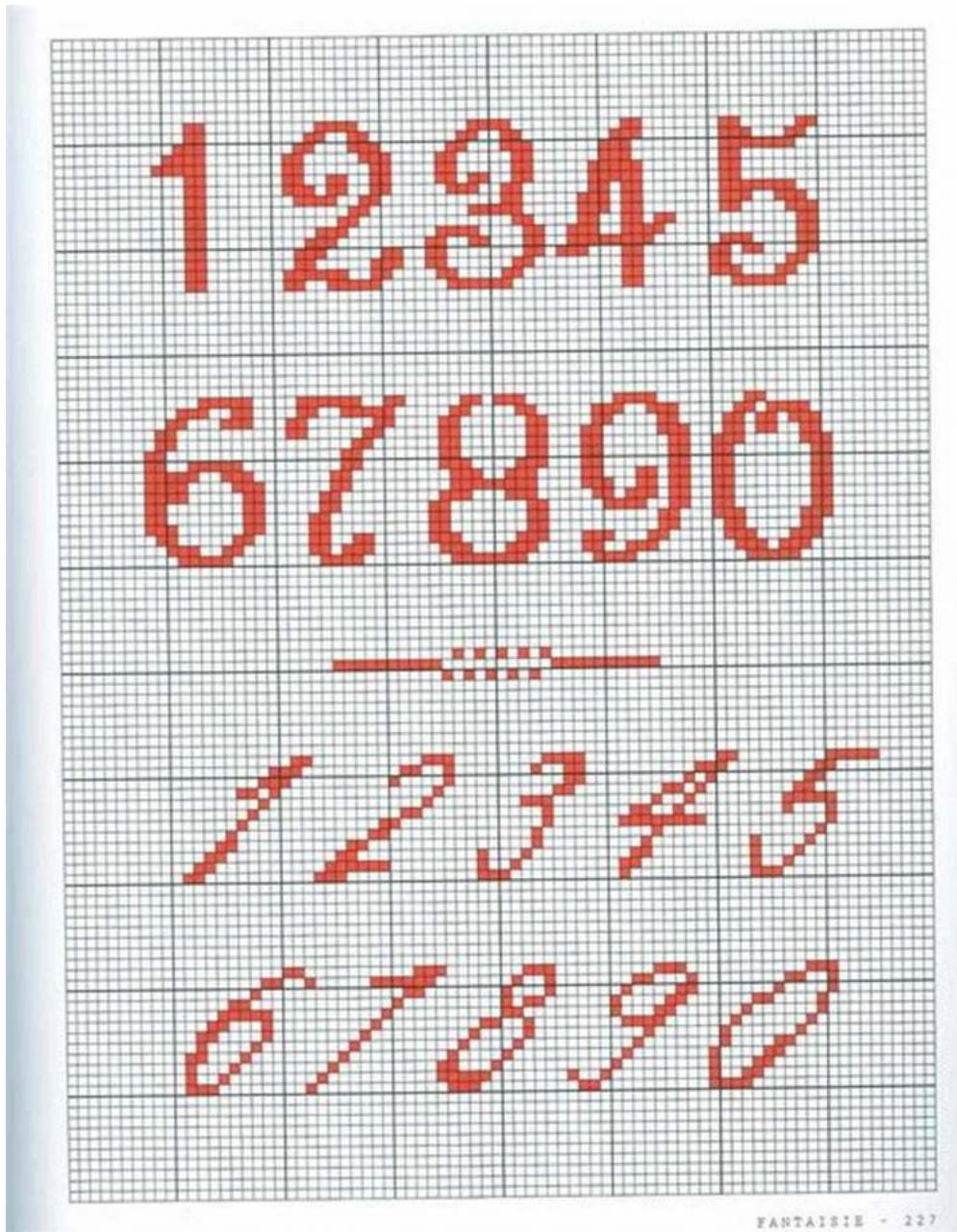
5. E for "Elephant": Add a touch of cuteness with an adorable elephant motif next to the letter 'E.'

P orsetto by Alfabeto - "Alfabeto degli Orsetti"



- Legend:
- | | | |
|---------------------------|-----------------------------|------------------------------|
| ■ DMC-318 steel gray - lt | ■ DMC-604 cranberry - lt | ■ DMC-3045 yellow beige - dk |
| ⊗ DMC-415 pearl gray | ■ DMC-742 tangerine - lt | ■ DMC-3046 yellow beige - md |
| ■ DMC-434 brown - lt | ■ DMC-776 pink - md | ▼ DMC-3047 yellow beige - lt |
| ■ DMC-436 tan | ■ DMC-905 parrot green - md | ■ DMC-3371 black brown |
| ■ DMC-553 violet | ■ DMC-958 seagreen - dk | ● DMC-White white |
- Backstitches:
 — DMC-3371 black brown
- French Knots:
 ● DMC-3371 black brown

6. F for "Flamingo": Create a tropical ambiance with a pink flamingo design beside the letter 'F.'



7. G for "Guitar": If you're a music lover, stitch a guitar beside the letter 'G' to add a musical vibe to your project.



8. H for "Hedgehog": Embrace the cuteness of a hedgehog motif next to the letter 'H' in your cross stitch creation.

(This chart is printed to fit 10-Cent chart for Cross Stitch)

Stitch Count: 23w x 32h // Cloth: Linen Cloth's Color: Light Blue
 Finished Size: 4.17 cm x 5.80 cm (28 ct./inch) // Total 9 Colors

Color Table (DMC)		
Cross Stitch		
✱	BLANC	(75 ct)
✕	310	(1 ct)
#	519	(16 ct)
	676	(1 ct)
-	762	(46 ct)
+	973	(20 ct)
□	3770	(30 ct)
	3790	(47 ct)
≡	3824	(31 ct)
Back Stitch		
└	310	(87 ct)
└	3824	(1 ct)

9. I for "Ice Cream": Everyone loves ice cream! Include a colorful ice cream cone next to the letter 'I' in your design.

ice cream cone
ALPHABET MATCHING
CARDS
www.theartkitblog.com



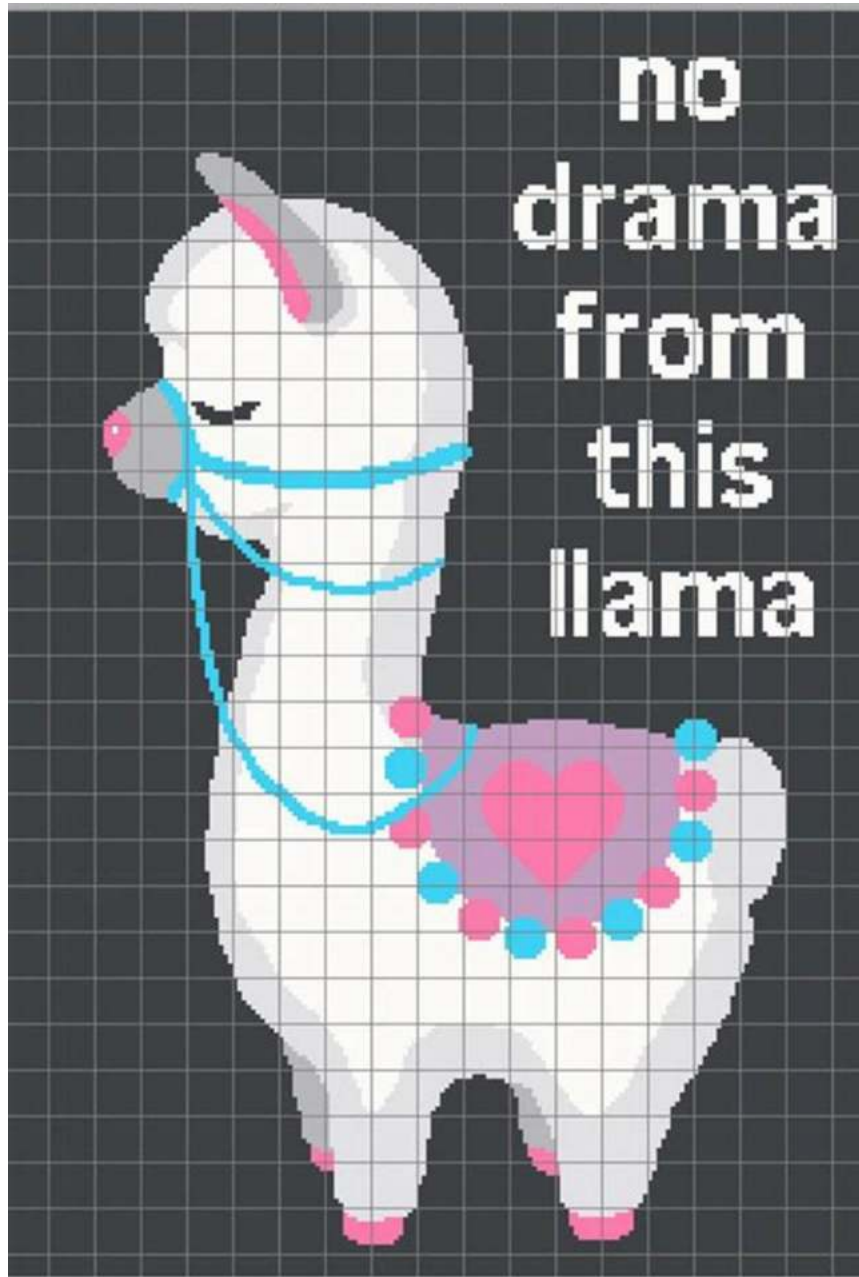
10. J for "Jellyfish": Incorporate the elegance of a jellyfish design next to the letter 'J' for a unique cross stitch piece.



11. K for "Koala": Bring the spirit of Australia to your cross stitch project with a cute koala motif beside the letter 'K.'



12. L for "Llama": Stitch a trendy llama design next to the letter 'L' for a whimsical touch to your project.



13. M for "Mermaid": Unleash your inner mythical creature lover with a beautiful mermaid motif next to the letter 'M'.



14. N for "Narwhal": Incorporate a touch of magic with a cute narwhal design beside the letter 'N' in your cross stitch piece.



15. O for "Owl": Embrace the wisdom and charm of an owl motif next to the letter 'O' for a captivating cross stitch work.



16. P for "Penguin": Enter the world of ice and snow with a cute penguin design beside the letter 'P' in your project.

Penguins abc

	DMC	Anchor	Madeira
Cross stitch in two strands			
x	White	002	2401
□	156	118	0902
■	208	098	0804
3	210	108	0802
■	310	403	2400
I	402	347	2307
9	445	288	0103
+	3816	876	1702
△	DMC Light Effects E168		
Backstitch in one strand			
—	310	403	2400
(all outlines and details)			

Our designs have been stitched on 14 count aids

Left A single letter fits perfectly in a small plastic keyring

Below Why not make tags for this year's Christmas presents?

17. Q for "Queen Bee": Feel like royalty with a queen bee motif next to the letter 'Q' for a regal cross stitch piece.



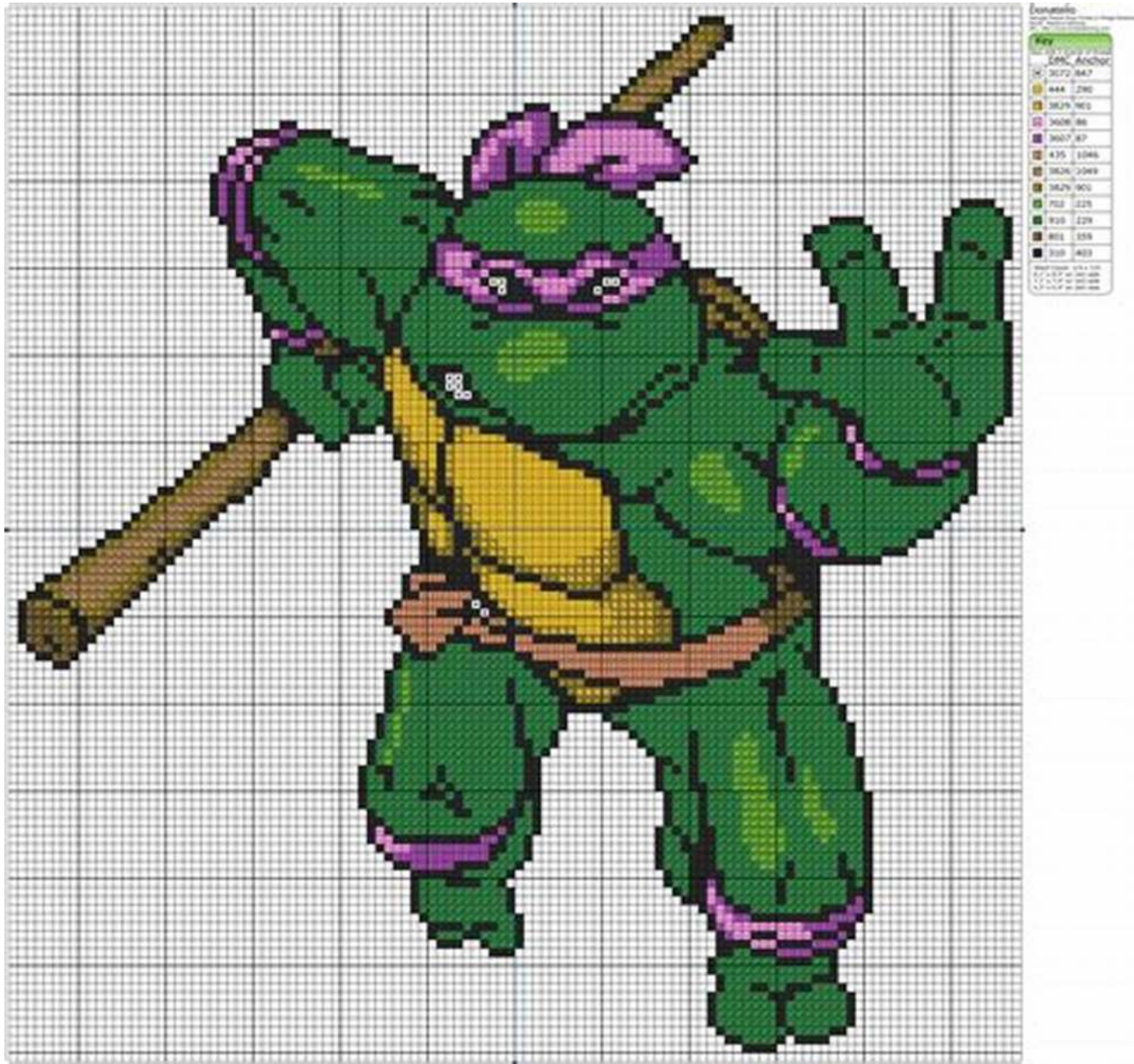
18. R for "Rainbow": Celebrate colors with a vibrant rainbow design beside the letter 'R' in your cross stitch creation.



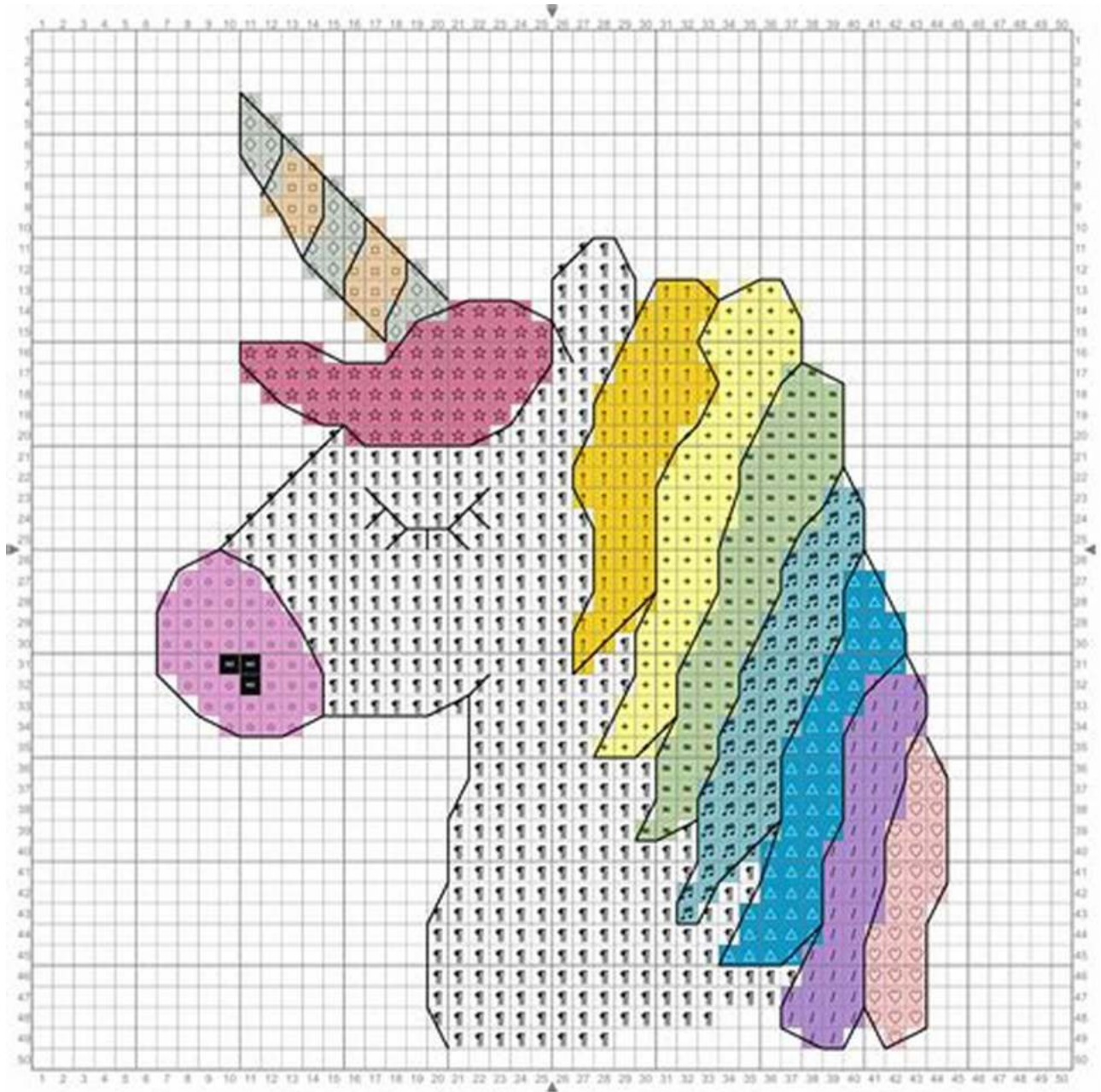
19. S for "Sloth": Embrace relaxation with a sloth motif next to the letter 'S' for a soothing cross stitch project.



20. T for "Turtle": Add a touch of serenity with a turtle design beside the letter 'T' in your cross stitch piece.



21. U for "Unicorn": Let your imagination soar with a magical unicorn motif next to the letter 'U'.



22. V for "Vanilla": If you can't resist the classic flavor, stitch a delicious vanilla ice cream cone beside the letter 'V.'

vanilla ice cream cone

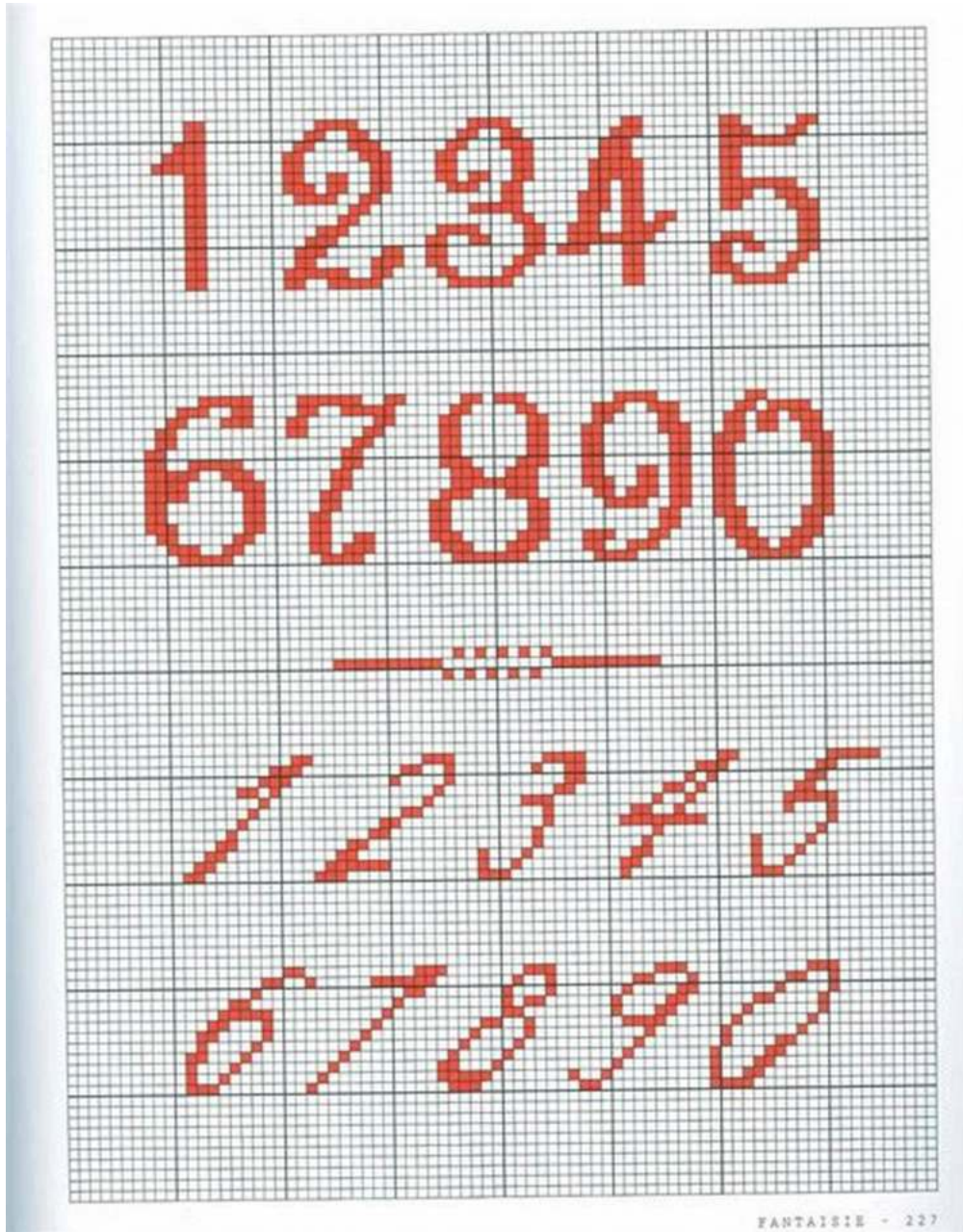


✿ pepita

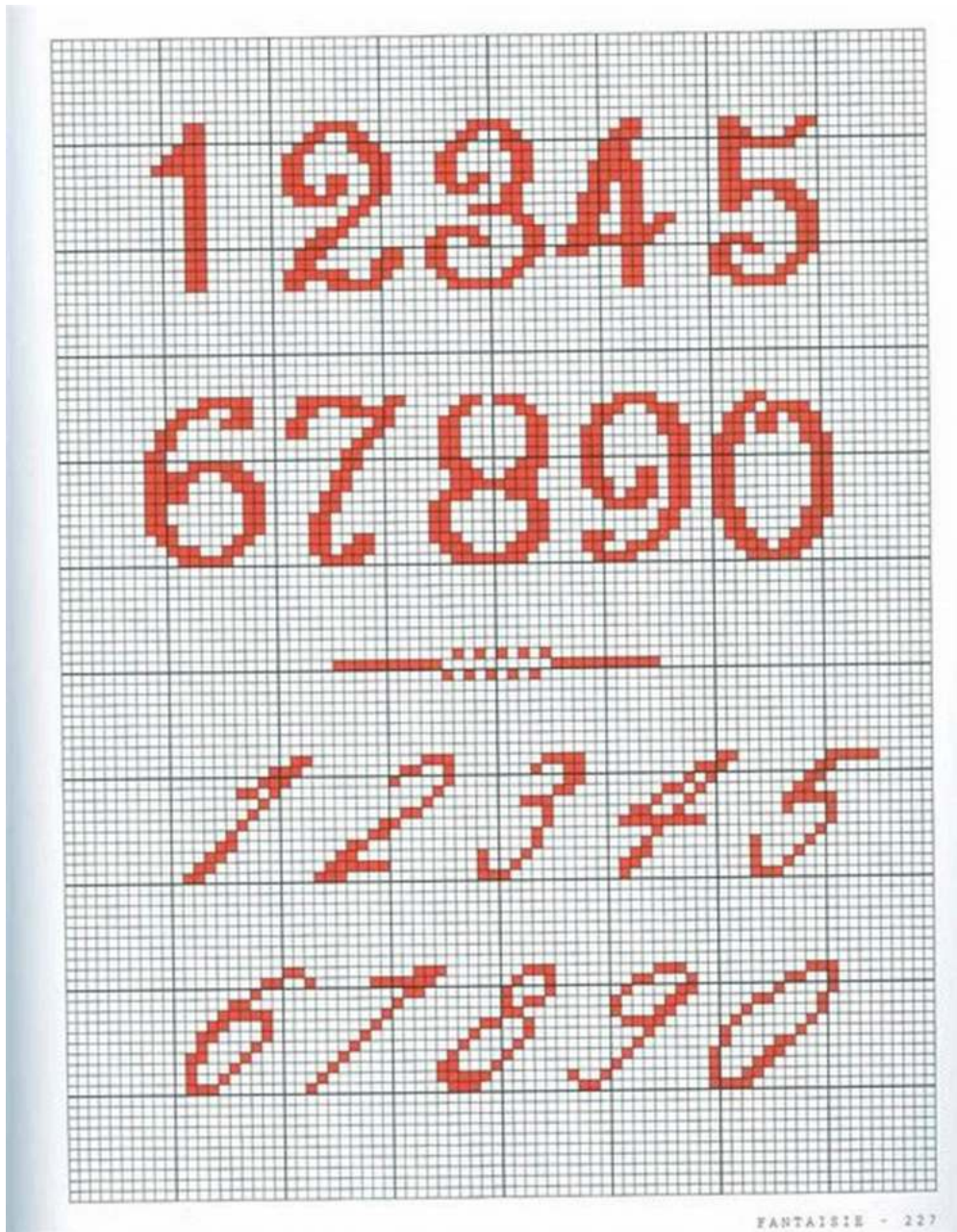
23. W for "Watermelon": Stay refreshed with a juicy watermelon motif next to the letter 'W' in your cross stitch creation.



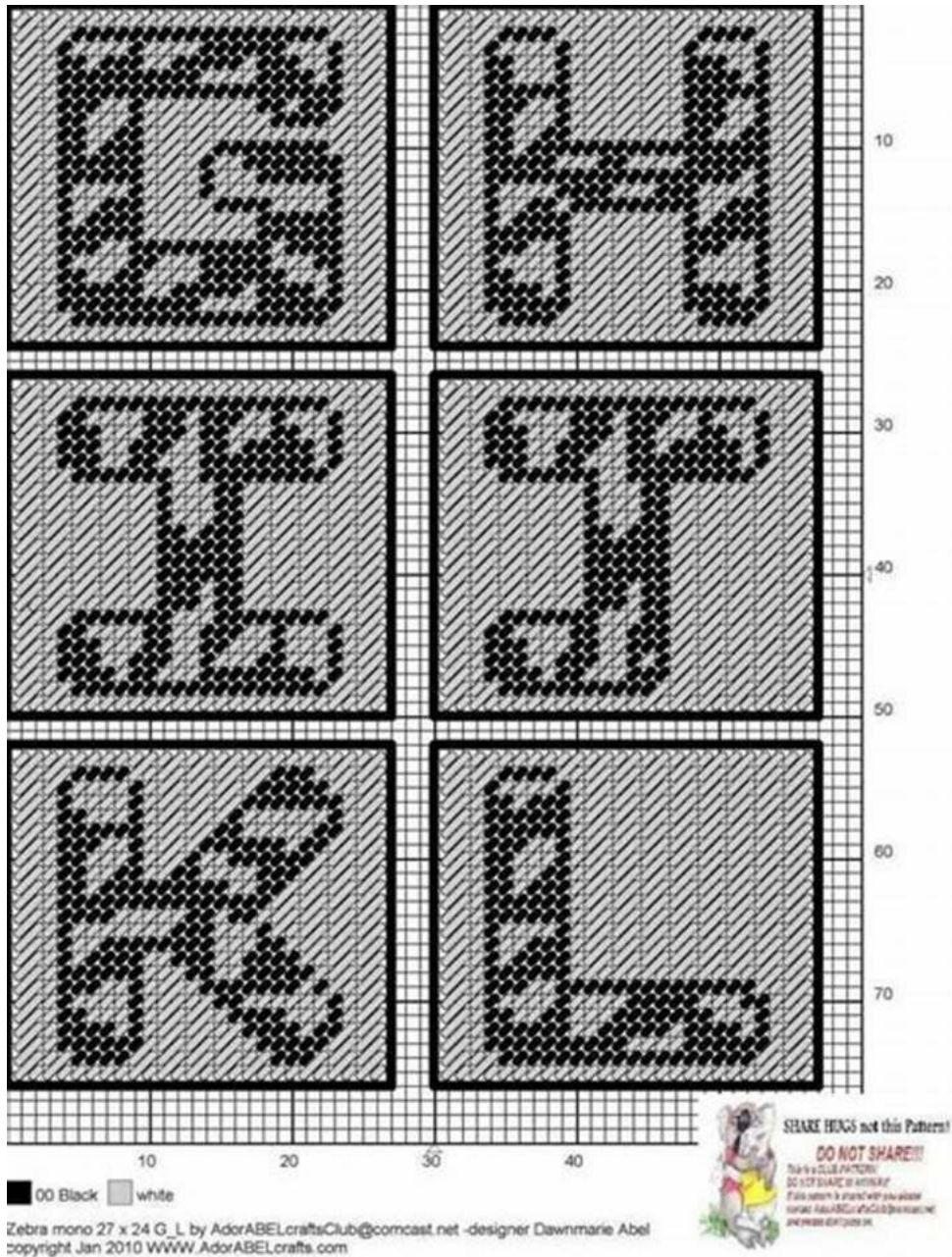
24. X for "X-Ray Fish": Capture the uniqueness of an X-ray fish design beside the letter 'X' on your cross stitch project.



25. Y for "Yarn": If you're a knitting enthusiast, include a ball of yarn next to the letter 'Y' in your cross stitch work.



26. Z for "Zebra": End the journey with an iconic zebra motif next to the letter 'Z' on your cross stitch masterpiece.



Cross stitch patterns with funny English letters offer a joyful and entertaining way for beginners to dive into the world of handcrafts. With these 26 patterns, you have the opportunity to create unique and personal pieces of art that reflect your personality and sense of humor. From playful monkeys and cute animals to delicious treats and mythical creatures, the possibilities are endless.

So, grab your needle, thread, and fabric, and let your creativity shine through the stitches. Enjoy the process, relax your mind, and marvel at the charming beauty of cross stitching. As a beginner, these patterns will guide you through each stitch, helping you develop your skills and create eye-catching, funny cross stitch designs.

Start your cross stitching journey today, and let these patterns be your gateway to a world of creativity, relaxation, and joy!



Cross stitch patterns with 26 funny English letters for beginners. Hand Embroidery designs for adults Kindle edition by Julia Strekalova (Kindle Edition)

★★★★☆ 4.6 out of 5

Language : English
File size : 11014 KB
Text-to-Speech : Enabled
Screen Reader : Supported
Enhanced typesetting : Enabled
Print length : 41 pages
Lending : Enabled



Small and easy cross-stitch pattern with 26 funny English letters for beginners. It can be used for gift or cloth decor. Or use them for your own art projects.

Approx. for each letter

Fabric: Aida 14, White

~16 X 16h Stitches

Size: 14 Count, ~2.90w X 2.90h cm (1.14w X 1.14h in)

Colors: ~5

Stitches: Full and Back Stitches

Floss: DMC


=====

Book includes:

- basic cross stitch tutorial for beginners (how to start, how to make basic stitches, how to wash and iron finished embroidery, etc.)
- cross stitch chart with key and floss usage.

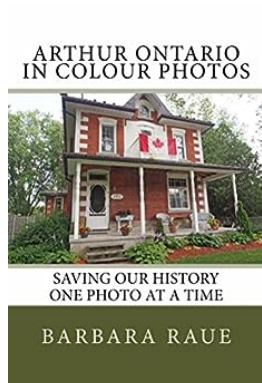
=====

This item contains only digital pdf Kindle pattern with chart and key. No materials or floss. No refunds. Real color can differ a little.




Ada And The Emir Nkechi Anya - The Inspiring Journey of a Fearless Woman

Once upon a time in the land of Ako, there lived a brave and determined young woman named Ada. She was known for her indomitable spirit and unwavering courage, which set her...




Saving Our History One Photo At Time Cruising Ontario 82

In today's digital age, capturing moments has become easier than ever. With smartphones in our pockets equipped with high-quality cameras, we have the power to document our...



The Ultimate Ks3 Science Year Targeted Workbook With Answers

Are you a student in Year 7, 8, or 9 struggling with your science subjects? Do you want to improve your performance and ace your exams? Look no further than the...



The Ultimate Beginner Guide To Mastering And Profiting From Youtube Facebook

: The Power of Youtube and Facebook In the digital age, Youtube and Facebook have emerged as two of the most influential platforms for...



Sir Sleepalot: The Knight Who Overcame All Odds to Save the Sleeping Princess

Once upon a time, in a land far, far away, there lived a knight named Sir Sleepalot. Legend has it that Sir Sleepalot was not your typical brave knight. In fact, he was known...



Cross Stitch Patterns With 26 Funny English Letters For Beginners Hand

Are you a beginner who wants to embark on a creative and relaxing journey? Look no further than cross stitching! It's a fantastic craft that allows you to create beautiful...



10 Amazing Places To See In Poland

Poland is a country rich in history, culture, and natural beauty. From medieval castles to picturesque lakes, there is no shortage of amazing places to explore. Whether...



The Enchanting Legacy of Covered Bridge Paula Harrison

Covered bridges hold a special place in the hearts of many as they offer a glimpse into the past, showcasing the craftsmanship and architectural marvels of a different era....