

# Cross Stitch Patterns For Beginners: Funny Sign - Not Today Sloth Lazy Hand

If you are a beginner looking for a fun and creative hobby, cross stitching might just be the perfect choice for you. Cross stitching is a form of needlework that involves creating patterns on fabric using X-shaped stitches. It is a relaxing and rewarding craft that allows you to express your creativity and create unique pieces of art.

One popular cross stitch pattern for beginners is the "Not Today Sloth" design. This funny sign featuring a lazy sloth with the words "Not Today" is perfect for adding a touch of humor to your home decor or for gifting to a friend with a similar laid-back attitude. The pattern is simple and easy to follow, making it ideal for those who are new to cross stitching.



**Cross stitch patterns for beginners funny sign "Not today", sloth lasy. Hand embroidery design for adults Kindle** by Julia Strekalova (Kindle Edition)

★★★★★ 5 out of 5

Language	: English
File size	: 1501 KB
Text-to-Speech	: Enabled
Screen Reader	: Supported
Enhanced typesetting	: Enabled
Print length	: 16 pages
Lending	: Enabled
Paperback	: 96 pages
Item Weight	: 10.7 ounces
Dimensions	: 6.5 x 0.3 x 9.25 inches



When it comes to cross stitch patterns, it's important to choose designs that match your skill level. As a beginner, it's best to start with simple patterns that have fewer colors and stitches. The "Not Today Sloth" design fits this criteria perfectly, as it only requires a few basic stitches and uses a limited color palette.

One of the great things about cross stitching is that it doesn't require expensive materials or tools. To get started, all you need is an embroidery hoop, a piece of fabric, a needle, and some embroidery floss. You can find cross stitch kits that include all the necessary supplies, or you can purchase them separately at a local craft store or online.

Once you have your materials ready, it's time to start stitching. The "Not Today Sloth" pattern is made up of a series of X-shaped stitches. To create each stitch, bring the needle up from the back of the fabric at one corner of a square and then bring it back down at the opposite corner, forming an X. Repeat this process to fill in the entire design.

As a beginner, it's important to take your time and practice your stitching. Don't worry if your stitches aren't perfect at first - with practice, they will become more even and consistent. It's also a good idea to start with smaller designs and gradually work your way up to larger projects as you gain more confidence and experience.

In addition to the "Not Today Sloth" pattern, there are many other funny and whimsical designs that are perfect for beginners. Whether you're into cute animals, inspirational quotes, or funny sayings, there's a cross stitch pattern out there that's just right for you.

One popular trend in cross stitching is creating irreverent and humorous pieces that add a touch of absurdity to your home decor. From sassy sayings to sarcastic quotes, these designs are sure to bring a smile to your face every time you look at them. They also make great conversation starters and can be a fun way to express your personality and sense of humor.

If you're feeling adventurous, you can even create your own cross stitch patterns. There are many online tools and software available that allow you to convert images or phrases into cross stitch patterns. This opens up endless possibilities for creating unique and personalized designs that reflect your interests and style.

So, whether you're a total beginner or have dabbled in cross stitching before, why not give the "Not Today Sloth" pattern a try? With its simple design and humorous message, it's a great way to get started on your cross stitching journey. Who knows, you might just discover a new hobby that brings you joy and allows you to unleash your creativity!



## Cross stitch patterns for beginners funny sign "Not today", sloth lasy. Hand embroidery design for adults Kindle by Julia Strekalova (Kindle Edition)

★★★★★ 5 out of 5

Language	: English
File size	: 1501 KB
Text-to-Speech	: Enabled
Screen Reader	: Supported
Enhanced typesetting	: Enabled
Print length	: 16 pages
Lending	: Enabled
Paperback	: 96 pages
Item Weight	: 10.7 ounces
Dimensions	: 6.5 x 0.3 x 9.25 inches



Small and easy cross-stitch pattern with funny sloth and sign "Not today" for beginners. It can be used for gift or cloth decor. It is also suitable for hoop art.

Fabric: Aida 14, White

44X 27h Stitches

Size: 14 Count, 7.98w X 4.90h cm (3.14w X 1.93h in)

Colors: 6

Stitches: Full and Back Stitches

Floss: DMC


=====

Book includes:

- basic cross stitch tutorial for beginners (how to start, how to make basic stitches, how to wash and iron finished embroidery, etc.)
- cross stitch charts with key and floss usage.

=====

This item contains only digital pdf Kindle pattern with chart and key. No materials or floss. No refunds. Real color can differ a little.



## City Of Light City Of Dark - Unveiling the Secrets of the Enigmatic Metropolis

The City Of Light City Of Dark is an extraordinary metropolis that captivates millions of visitors with its unparalleled blend of beauty, history, and...




## Giggly Bear Fun Trip In The Yellow Bus Nursery Rhyme About Safety And

A trip to the nursery rhyme land is never complete without a Giggly Bear adventure! Join Giggly Bear and his friends on a fun-filled trip in the yellow bus, as they learn...




## Cross Stitch Patterns For Beginners: Funny Sign - Not Today Sloth Lazy Hand

If you are a beginner looking for a fun and creative hobby, cross stitching might just be the perfect choice for you. Cross stitching is a form of needlework that involves...



## Being Borzoi Tales Of Adventures

Are you ready for the exhilarating tales of the majestic Borzoi? These loyal and intelligent companions have a captivating history packed with thrilling adventures....




## Assassins Alfonso 22 Frank: The Legendary Hitman Unveiled

When it comes to the world of assassins and contract killers, one name that has been making waves for decades is Alfonso 22 Frank. Known for his unparalleled skills,...



## Unveiling the Secrets of Charles Dickens' Oliver Twist with Course Hero Study Guides!

Are you ready to dive into the intriguing world of Charles Dickens' Oliver Twist? Look no further! In this comprehensive study guide presented by Course Hero Study...



## Spheres Shapes: Unlocking the Artistic Brilliance of Joshua Mcmanus

When it comes to innovative and captivating art, Joshua Mcmanus takes the center stage with his exceptional talent in creating mesmerizing sphere shapes. This young artist...



## Can a Skunk Teach Us About Sharing Kindness?

Have you ever thought that a skunk could teach you valuable lessons about kindness and empathy? Well, prepare to be surprised and inspired by this heartwarming tale of The...