

Cross Stitch Pattern Gnome Embroider Counted Cross Stitch - The Ultimate Guide



Gnomes are whimsical creatures that have captured the imagination of people for centuries. With their pointy hats and long beards, they bring a touch of magic to any setting. If you're a fan of gnomes and enjoy needlework, then you'll love the art of cross-stitching gnome patterns. In this ultimate guide, we will explore everything you need to know about cross-stitching gnome patterns, from finding the perfect design to mastering the stitching techniques.

Why Choose Cross Stitching Gnome Patterns?

Cross-stitching gnome patterns allows you to create beautiful and intricate designs that showcase your love for these mythical creatures. Whether you want to decorate your home or gift your creations to loved ones, cross stitching gnome patterns enables you to unleash your creativity and produce unique pieces of art.



Cross stitch pattern: Gnome embroider : Counted cross stitch by CuteBroidery Company (Kindle Edition)

★★★★☆ 4.3 out of 5

Language : English
File size : 8035 KB
Text-to-Speech : Enabled
Screen Reader : Supported
Enhanced typesetting : Enabled
Print length : 8 pages
Lending : Enabled



Choosing the Perfect Cross Stitch Gnome Pattern

When it comes to choosing the perfect cross stitch gnome pattern, the options are limitless. There are numerous websites, books, and magazines that offer a wide range of designs to suit every taste. From cute and playful gnomes to more realistic and detailed ones, you can find a pattern that matches your style and skill level.

Long Descriptive Keyword for Alt Attribute: Cross Stitch Pattern Gnome Holding Lantern



To make your search easier, choose a cross stitch gnome pattern that reflects your personality or fits the purpose of your project. You can find designs featuring gnomes gardening, fishing, or even playing musical instruments. Consider the size of your project and the complexity of the design when making your selection.

Essential Supplies for Cross Stitching


Before you start working on your cross stitch gnome pattern, it's important to gather all the necessary supplies. Here's a list of essential items you'll need:

- Aida fabric: This is the fabric on which you'll embroider the pattern. It's available in different counts, so choose the one that suits your preference.
- Embroidery hoop: This helps keep the fabric taut during stitching to ensure even stitches.
- Embroidery floss: Choose high-quality threads that correspond to the colors specified in your pattern.
- Cross stitch needles: These needles have a blunt end, making it easier to pass through the fabric without damaging it.
- Scissors: Sharp scissors are essential for cutting the thread cleanly.
- Pattern and instructions: Get your chosen cross stitch gnome pattern along with any accompanying instructions.

Mastering Cross Stitching Techniques

Cross stitching gnome patterns may seem daunting at first, but with practice and the right techniques, you'll become a pro in no time. Here are some essential techniques to master:

Long Descriptive Keyword for Alt Attribute: Cross Stitching Close-Up



1. Basic cross stitch: This stitch forms the foundation of most cross stitch patterns. It involves making X-shaped stitches in a grid-like fashion.
2. Backstitch: Used for outlining and adding fine details, the backstitch is a single line stitch that adds definition to your design.
3. French knots: These knots are used to create textured or raised areas in your cross stitch pattern, such as gnome's eyes or buttons.
4. Half stitches: These are half-cross stitches that allow you to create shading and lighter areas within your design.
5. Fractional stitches: These stitches are used in more intricate designs to add depth and dimension.

Tips for Successful Cross Stitching

To ensure a successful cross-stitching experience, keep the following tips in mind:

- Start with simple patterns: If you're new to cross stitching, begin with simpler designs to build your confidence and skills.
- Organize your threads: Keep your embroidery threads organized by taping them to a card and labeling them with their corresponding symbols.
- Double-check your counts: Count the number of stitches multiple times to avoid any mistakes that could ruin your pattern.
- Maintain good lighting: Adequate lighting is crucial for accurate stitching, so make sure you have a well-lit workspace.
- Take breaks: Cross stitching can be time-consuming, so take regular breaks to rest your eyes and avoid strain.

Finishing and Displaying Your Cross Stitch Gnome Pattern

Once you've completed your cross stitch gnome pattern, it's time to showcase your masterpiece. Depending on your preference, you can frame your work, turn it into a pillow, or create personalized gifts for loved ones. The possibilities are endless, and each finished piece will be a testament to your creativity and dedication.

Embarking on a cross stitching journey with gnome patterns opens up a world of creativity and artistic expression. Whether you're a beginner or an experienced stitcher, the charm of gnomes combined with the beauty of cross stitch patterns is bound to captivate you. So grab your materials, choose a pattern that speaks to you, and dive into the delightful world of cross stitching gnome patterns. Happy stitching!

Article written by: Your Name



Cross stitch pattern: Gnome embroider : Counted cross stitch by CuteBroidery Company (Kindle Edition)

★★★★☆ 4.3 out of 5

Language : English
File size : 8035 KB
Text-to-Speech : Enabled
Screen Reader : Supported
Enhanced typesetting : Enabled
Print length : 8 pages
Lending : Enabled



Cross stitch pattern: Gnome embroider

This purchase includes a cross stitch pattern. Key for the chart in English. The embroidery pattern is easy to read, large format.

DESIGN INFORMATION:

- Stitch count: 78w X 116h Stitches
- Required DMC Colors: 21 colors
- Designed area on 14 ct. Aida: 14.2 w X 21.0 h (5.6 x 8.3 in)

You will receive a pattern for embroidery in color and black and white symbols.

Cross-stitch patterns from "Cute Broidery" have been sold to more than 43 countries, and every day they receive rave reviews from needlewomen.


Thank you for your interest in the products of the company "Cute Broidery"!

More patterns on the company website: www.cutebroidery.com




Cross Stitch Pattern Gnome Embroider Counted Cross Stitch - The Ultimate Guide

Gnomes are whimsical creatures that have captured the imagination of people for centuries. With their pointy hats and long beards, they bring a touch of magic...



Exploring the Charm of the Hostess City: Dive into the South's Rich Social Studies with Captivating Readers!

The Hostess City of the South, also known as Savannah, Georgia, is a captivating destination that effortlessly blends history, hospitality, and charm....



The Enigmatic Figure of the French Revolution: Ombre De Robespierre Pierre Gascar

The French Revolution, a tumultuous period that reshaped the social and political landscape of France, saw the rise of numerous influential figures. One such enigmatic...




The Essential Panini Cookbook: Unleashing the Flavor Revolution!

A Taste Sensation Like No Other Are you tired of the same old sandwiches and longing for a taste sensation that will revolutionize your meals? Look no further than The...




The Last Resort Oasis: Dive into Adventure with Geronimo Stilton 77

If you are an avid reader and a fan of the famous talking mouse, Geronimo Stilton, get ready to embark on an exciting adventure in his latest book, "The Last Resort..."



10 Adorable and Easy One Day Crocheting Projects for Babies!

Are you a crochet enthusiast looking for quick and satisfying projects to create for the little ones in your life? Look no further! In this article, we will explore 10...



Unleashing Havoc: The Enchanting World of Debra Anastasia

Debra Anastasia, the talented and captivating author, has taken the literary world by storm with her exceptional storytelling abilities. With her unique writing style and...



The Untold Stories of Powerless Supers Of Noble Green: Unearthing the Extraordinary in the Ordinary

Have you ever wondered what it would be like to possess superhuman abilities? To be faster than a speeding bullet, leap tall buildings in a single bound, or possess...

[cross stitch pattern gnome](#)

[cross stitch gnome pattern free](#)

[cross stitch patterns gnomes](#)

[free cross stitch patterns gnomes](#)

[cross stitch patterns christmas gnomes](#)

[counted cross stitch gnome patterns](#)

[christmas gnome cross stitch pattern free](#)

[halloween gnome cross stitch pattern](#)

[garden gnome cross stitch pattern](#)

[gnome couple cross stitch pattern](#)