

Cross Stitch Pattern Biker Counted Cross Stitch - Unleash Your Creativity with This Exciting Design




Are you a fan of cross stitching? Do you love creating beautiful, intricate designs with needle and thread? If so, then you're in for a treat! We have an exciting new cross stitch pattern that will not only challenge your stitching skills but also satisfy your passion for motorcycles. Introducing the Cross Stitch Pattern Biker Counted Cross Stitch - the perfect project for any cross-stitching enthusiast.

Unleash Your Creativity

With the Cross Stitch Pattern Biker Counted Cross Stitch, you have the opportunity to unleash your creativity in a unique and exciting way. This design

incorporates the timeless art of cross stitching with the thrilling world of motorcycles. Imagine the satisfaction of completing a masterpiece that showcases your love for two-wheeled machines.



Cross stitch pattern: Biker: Counted cross stitch

by Dancing Dolphin Patterns (Kindle Edition)

★★★★☆ 4.7 out of 5

Language : English
File size : 14284 KB
Text-to-Speech : Enabled
Screen Reader : Supported
Enhanced typesetting : Enabled
Lending : Enabled
Print length : 8 pages



A Captivating Design

The Cross Stitch Pattern Biker Counted Cross Stitch features a highly detailed biker riding a motorcycle. The design captures the essence of the open road, with the biker portrayed in a dynamic pose. The stitches bring life to the intricacies of the motorcycle, from the wheels spinning to the handlebars in perfect detail.

Whether you're an experienced cross stitcher or new to the craft, this pattern provides a challenge that will keep you engaged. The variety of stitches required to complete the design will test your skills and push you to improve. It's a project that will make you proud to display your handiwork.

High-Quality Materials

When it comes to cross stitching, using high-quality materials is essential for achieving the best results. The Cross Stitch Pattern Biker Counted Cross Stitch

includes a list of recommended materials to ensure your project turns out beautifully. From the reliable fabric to the vibrant threads, you'll have everything you need to bring this design to life.

Step-by-Step Instructions

No need to worry if you're new to cross stitching or find yourself needing a refresher. The Cross Stitch Pattern Biker Counted Cross Stitch comes with step-by-step instructions that guide you through the entire process. From choosing the right fabric and properly preparing your threads to following the pattern and ensuring neat stitches, everything is explained in detail.

Along with the instructions, the pattern also includes a colored chart that makes it easy to follow the design. You'll be able to see at a glance how each color should be stitched, allowing for a seamless stitching experience.


A Perfect Gift

If you're looking for a thoughtful and unique gift for a friend or family member who shares your love for motorcycles or cross stitching, the Cross Stitch Pattern Biker Counted Cross Stitch is a fantastic choice. Handmade gifts are always treasured, and this pattern allows you to create something truly special. The satisfaction of giving a gift you've poured your time and love into is invaluable.

Start Your Cross Stitch Adventure Today

Don't wait any longer to embark on an exciting cross stitching adventure. Whether you're looking to challenge your skills or explore a new creative outlet, the Cross Stitch Pattern Biker Counted Cross Stitch is the perfect project for you. With its captivating design, high-quality materials, and detailed instructions, you'll have everything you need to bring this design to life. Unleash your creativity and

create a masterpiece that showcases your passion for motorcycles and cross stitching.



Cross stitch pattern: Biker: Counted cross stitch

by Dancing Dolphin Patterns (Kindle Edition)

★★★★☆ 4.7 out of 5

Language	: English
File size	: 14284 KB
Text-to-Speech	: Enabled
Screen Reader	: Supported
Enhanced typesetting	: Enabled
Lending	: Enabled
Print length	: 8 pages




All handcrafters, who like to embroider projects in cross-stitch for interior decor or special gifts for friends and relatives would love this electronic scheme.

This electronic scheme has a link to PDF file download. This way you can choose whether to follow the scheme on the screen of electronic device or to print the scheme out.

This embroidery scheme is of high quality, it is colorful and easy to read. The key for the scheme is given in English, it contains information about size of finished design in inches and in cross-stitches. The thread used for the project is DMC floss.


Information on design: Cross stitch pattern: Biker, art.299

- Stitch count: 80w X 123h Stitches
- Required DMC Colors: 15 colors
- Designed area on 14 ct. Aida: 14.5 w X 22.3 h cm (5.7 x 8.8 in)



Explore The Secret Gardens, Wild Meadows, and Kitchen Garden Cafes Of Britain

Britain is famously known for its picturesque landscapes and beautiful gardens. From well-manicured gardens filled with vibrant flowerbeds to wild meadows bursting with...




Unveiling the French Illusions: Embarking on Unforgettable Tours to Paris

Paris, the city of lights, the epitome of romance, and a treasure trove of cultural marvels. From the magnificent Eiffel Tower to the iconic Louvre Museum, Paris offers a...



The Shocking Truth Behind the Agency Crisis at Kadesh - Unveiling the Dark Secrets!

Are you ready to uncover the twisted reality that lies behind the seemingly perfect façade of Kadesh Agency? There is a brewing storm within the advertising...



Distributed Autonomous Robotic Systems: Revolutionizing the Future

In recent years, the field of robotics has witnessed a remarkable advancement with the emergence of Distributed Autonomous Robotic Systems (DARS)....



Sun Bear Matthew Zapruder: A Poet's Journey through Words and Emotions

When you hear the name Matthew Zapruder, you might think of a bear basking in the sun, writing poetry that captures the essence of the human experience. While it may seem...