


Cross Stitch Christmas Ornament Patterns - Fairy Room Decor Silhouette Fairie

Christmas is just around the corner, and what better way to prepare for the festive season than by creating your very own Cross Stitch Christmas ornaments? This article will guide you through some beautiful patterns featuring magical fairies, transforming your home into a whimsical wonderland. Whether you're an experienced cross-stitcher or a beginner, these patterns are perfect for creating unique and intricate decorations. Let's delve into the world of Cross Stitch Christmas ornament patterns and explore how you can add a touch of enchantment to your holiday decor.

1. Stitching Fairy Dust

The first pattern we'll explore is the mystical Fairy Dust design. This mesmerizing pattern portrays a delicate fairy in mid-flight, seemingly sprinkling sparkling dust as she glides through the air. The level of detail in this pattern will truly captivate your guests and make a striking addition to your Christmas tree. The Fairy Dust pattern is composed of various shades of blue and white, creating a dreamy ambiance. So grab your needle and thread and get ready to bring this enchanting ornament to life!



EMBROIDERY
CROSS STITCH PATTERN



**Cross stitch Christmas ornament patterns Fairy
room decor Silhouette fairie ballet Decorations
fairy dreams Counted cross-stitch love
Needlecrafts stitchX Illustration minimalist line
Pink artwork** by Dancing Dolphin Patterns (Kindle Edition)

★★★★★ 5 out of 5

Language : English

File size : 3080 KB

Text-to-Speech : Enabled
Screen Reader : Supported
Enhanced typesetting : Enabled
Word Wise : Enabled
Print length : 10 pages



2. Starry Night Fairies


Our next pattern transports you to a magical forest on a starry winter night. The Starry Night Fairies design features a group of fairies dancing underneath a glistening moonlit sky. The intricate detailing of their wings and ethereal gowns will mesmerize anyone who gazes upon it. With its rich hues of purple and silver, this pattern is sure to make a statement piece in your room. The Starry Night Fairies cross-stitch pattern is as enchanting as it gets!



3. Winter Wonderland Fairie

Creating a serene winter scene is effortless with the Winter Wonderland Fairie pattern. This design features a fairy sitting upon a snow-covered branch, surrounded by delicate snowflakes. The combination of blue and white in this pattern conveys a sense of purity and tranquility, making it a perfect addition to


your holiday decorations. Adorn your tree or hang this piece on your wall to welcome the magic of winter into your home.



4. Festive Fairie Friends

If you're looking for a more playful and whimsical design, the Festive Fairie Friends pattern is perfect for you. This lively pattern showcases a group of fairies wearing Santa hats, exchanging gifts and laughter. The vibrant array of colors

and intricate details featured in this design will undoubtedly bring holiday cheer to any room. So let these adorable fairie friends add a touch of joy and merriment to your Christmas decor!



5. Santa's Little Helpers

Our final pattern celebrates Christmas in the most magical way possible – by depicting fairies as Santa's little helpers. In this pattern, fairies can be seen

wrapping presents, decorating the tree, and spreading festive joy throughout Santa's workshop. The delightful scene is composed of vibrant reds, greens, and golds, capturing the true essence of Christmas. Add these adorable fairies to your Cross Stitch Christmas ornament collection and let them sprinkle a bit of enchantment onto your holiday decorations.



subversivecrossstitch.com

Cross Stitch Christmas ornaments are a wonderful way to personalize your holiday decor and infuse it with your own creative touch. The beauty of these

patterns lies not only in their aesthetics but also in the joy and tranquility they bring to your home. By stitching these magical fairies, you can turn your space into a fairy-filled wonderland, bringing a touch of enchantment to the holiday season. So gather your materials and get ready to create stunning Cross Stitch Christmas ornaments that will leave your guests in awe.

EMBROIDERY
CROSS STITCH PATTERN



Cross stitch Christmas ornament patterns Fairy room decor Silhouette fairie ballet Decorations fairy dreams Counted cross-stitch love Needlecrafts stitchX Illustration minimalist line Pink artwork by Dancing Dolphin Patterns (Kindle Edition)

★★★★★ 5 out of 5

Language : English
File size : 3080 KB
Text-to-Speech : Enabled
Screen Reader : Supported
Enhanced typesetting : Enabled
Word Wise : Enabled
Print length : 10 pages



You can buy 4 different patterns of fairies with a discount of 60%

<https://www.amazon.com/dp/B0745D348D>

You can buy 12 different patterns of fairies and cats with a discount of 80%

<https://www.amazon.com/dp/1521180342>

- Beginner to intermediate skill level

- Easy to print
- Large, easy to read graphs on your phone, tablet, TV, monitor

Performance time 4-5 hours.

Designs used just 2 DMC thread color.

Pattern is full cross stitch and some backstitch.

These patterns allows you the freedom to pick your own fabric and floss color.

These patterns can be stitched on any Aida or evenweave fabric. I designed it with a 14ct white Aida in mind.

Content:


- Color and without color schemes
- Color floss legend with DMC
- Patterns in large, black and white symbol, easy-to-read format
- Photographs
- Stitch tutorials (instruction)

Comments from other readers:

Purr-fect!! These crossed stitch cats are great!


«I'm always on the lookout for black cat crafts ... especially those that are NOT halloween related.

Although I think the patterns are "supposed" to represent a Siamese cat, since you can stitch them in black & white, they are purr-fect!!»



Awe-Inspiring Algarve Travel Guide: Unveiling 54 Captivating Cities, Towns, and Villages

Welcome, fellow travel enthusiasts! In this comprehensive Algarve Travel Guide, we invite you to embark on an unforgettable journey to explore the hidden gems of this...



See Community Life Through My Lens: A Captivating Adventure for Children at Guided Reading Level

If you are looking for an exciting and educational way to engage children at the guided reading level, "See Community Life Through My Lens" is the perfect book to captivate...




50 Ways To Be a Better Teacher

Are you a teacher looking to improve your skills and become even more effective in the classroom? Teaching is a noble profession that requires continuous growth and...



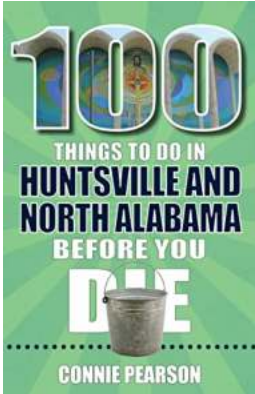
Unlock the Magic of Theatre with Anne Fletcher: A Journey to Remember!

The vibrant world of performing arts has the incredible ability to transport us to another time and place, allowing us to momentarily escape the confines of reality. Among...



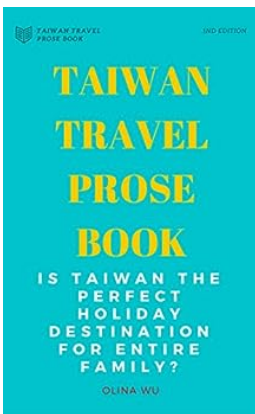
Memories of the Ely Route: Exploring the Rich History and Charming Landscapes

Have you ever wondered what it would be like to travel back in time and experience the charm and beauty of a bygone era? The Ely Route offers a glimpse into the...




Vancouver and Its Environs Travel Adventures

Are you an adventure enthusiast looking to explore the vibrant city of Vancouver and its beautiful surroundings? Look no further! Vancouver, situated on the west...



Is Taiwan The Perfect Holiday Destination For Entire Family

Are you planning your next family vacation but unsure of where to go? Look no further than Taiwan! This beautiful island country in East Asia offers a wide range of...



Kent Buses John Law - Revolutionizing the Public Transportation Sector

In a world where public transportation is becoming increasingly important for sustainable urban living, one individual is making a significant impact in...

