

# Crochet Vintage Sofa Set Pattern - Create a Vintage Vibe in Your Living Room!

Are you looking to add a touch of elegance and nostalgia to your living room? Well, look no further, as we present to you the exquisite Crochet Vintage Sofa Set Pattern! With its intricate motifs and delicate detailing, this pattern will help you create a stunning vintage sofa head and arm cover that will instantly transform your living room into a cozy and charming space.

Nothing beats the charm and elegance of vintage furniture. The intricate patterns, soft colors, and timeless appeal make vintage pieces a favorite among many homeowners. Crocheting your own vintage sofa set allows you to bring that classic beauty into your home without breaking the bank. Plus, the satisfaction of creating something beautiful with your own hands is truly unmatched!

## The Allure of Vintage Crochet

Vintage crochet patterns have been passed down through generations, and they continue to mesmerize and inspire crochet enthusiasts today. The art of crochet allows you to create intricate patterns by interlocking loops of yarn with a crochet hook. The result is a fabric full of texture, warmth, and nostalgia.



## Crochet a Vintage Sofa Set Pattern - Crochet Motif Pattern for Sofa Head and Arm Rests

by Craftdrawer Craft Patterns (Kindle Edition)

★★★★☆ 4.7 out of 5

Language : English

File size : 250 KB

Text-to-Speech : Enabled

Enhanced typesetting : Enabled

Lending : Enabled

Screen Reader : Supported

Print length : 5 pages



While crochet is often associated with afghans, scarves, and hats, it also offers incredible versatility for home decor projects. Crocheting a Vintage Sofa Set is a fantastic way to showcase your talent and add a unique touch to your living space. From delicate floral motifs to intricate lace patterns, the possibilities are endless!

## **Creating Your Crochet Vintage Sofa Set**

The first step in creating your Vintage Sofa Set is to gather all the necessary materials. To start, you will need a high-quality crochet hook, suitable yarn in your desired color palette, and a yarn needle for weaving in loose ends.

Next, it's time to choose the perfect vintage motif pattern for your sofa head and arm covers. Look for motifs that match your personal style and the overall aesthetic you want for your living room. Floral motifs, geometric shapes, or even delicate lace patterns can all be great options.

Once you have chosen your preferred motif pattern, you can begin crocheting your sofa head and arm covers. Follow the pattern carefully, paying attention to stitch counts, color changes, and any special techniques required. Crocheting requires patience and precision, but the end result is definitely worth the effort!

## **Add a Touch of Nostalgia to Your Living Room**

Once your crochet vintage sofa set is complete, it's time to showcase it in your living room. The beautiful motifs and intricate crochet work will instantly catch the

eye and create a focal point in the space. Embrace the vintage vibe by pairing your crochet sofa set with antique-inspired decor, soft colors, and floral accents.

Your vintage crochet masterpiece will not only add a touch of nostalgia to your living room but also become a conversation starter for guests who admire your creativity. So, get ready to receive compliments and inquiries about where you found such a unique sofa set!

Crochet Vintage Sofa Set Pattern offers a fantastic opportunity to add a vintage touch to your living room while showcasing your crochet skills. This versatile and customizable pattern allows you to create a unique sofa head and arm cover that perfectly matches your personal style and home decor. So why wait? Start crocheting your vintage masterpiece today and enjoy the timeless beauty it brings to your living space!



## Crochet a Vintage Sofa Set Pattern - Crochet Motif Pattern for Sofa Head and Arm Rests

by Craftdrawer Craft Patterns (Kindle Edition)

★★★★☆ 4.7 out of 5

Language : English

File size : 250 KB

Text-to-Speech : Enabled

Enhanced typesetting: Enabled

Lending : Enabled

Screen Reader : Supported

Print length : 5 pages



Crochet a vintage sofa set pattern featuring motifs to make a head rest pattern and matching arm rests. Motifs can also be used to make a tablecloth, table

runner and more.

A Vintage head rest pattern for a sofa that measures approximately 11"x32" and arm rests to crochet approximately 6 x 16 inches. Use motif pattern to create a small or large tablecloth, runner, or place mat set also.

Photos and Complete pattern(s) provided

The Best Reading Experience on Your Web Browser, PC, Mac, iPhone, iPad, BlackBerry, or Android Phone

Kindle is a great way to view patterns. Patterns can be viewed using Kindle, Kindle Apps, iPad, Laptop, PC,

View more Patterns [http://www.amazon.com/Craftdrawer-Craft-Patterns/e/B005E0XGT8/ref=ntt\\_athr\\_dp\\_pel\\_pop\\_2](http://www.amazon.com/Craftdrawer-Craft-Patterns/e/B005E0XGT8/ref=ntt_athr_dp_pel_pop_2)



## **Crochet Vintage Sofa Set Pattern - Create a Vintage Vibe in Your Living Room!**

Are you looking to add a touch of elegance and nostalgia to your living room? Well, look no further, as we present to you the exquisite Crochet Vintage Sofa Set Pattern! With...



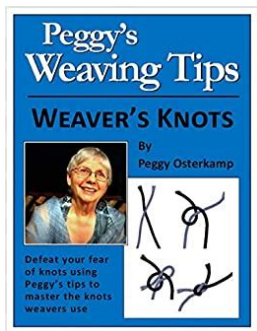
## **The Secret Behind Successful Venture Capital Investments: A Comparative Empirical Research Reveals Key Insights**

Investing in the right ventures is a challenging task, but the potential rewards can be astronomical. Venture capital firms have been at the forefront of...




## Revolutionizing Shopping: The Future of Internet Retailing

In today's digital age, the retail industry has witnessed a seismic shift towards internet retailing. With the rise of e-commerce giants such as Amazon and Alibaba,...




## Defeat Your Fear Of Knots Using Peggy Tips To Master Knots Weavers Use Peggy

Have you ever found yourself in a situation where tying a knot seemed like an impossible task? Perhaps you were struggling with a fishing line or desperately trying to...




## Scrap Quilt Secrets: Design Techniques For Knockout Results

Quilting is a beloved art form that has been passed down through generations. From hand-sewn quilts to intricate machine-made designs, the possibilities...




## Explore the Enchanting Beauty of the Cotswolds with Insight Guides Great Breaks Cotswolds Travel Guide Ebook

The Cotswolds, nestled in the heart of England, is a dreamy destination filled with picturesque landscapes, idyllic villages, and rich heritage. From rolling hills to...



## Creating Logos From Triangles Intuitive Illustrator

: Creating a captivating logo is a crucial aspect of establishing a strong brand identity. A well-designed logo has the power to leave a lasting impression...



## The Mysterious Sarah Booth Delaney: A Journey into Intrigue

The Dawn of a Legend Everyone loves a good mystery, and the story of Sarah Booth Delaney has captivated readers for decades. Born and raised in the small town...