

Crochet Tweedy Style Smart Jacket Crochet Pattern



The Perfect Crochet Project for Fashion Lovers!

Crochet has become increasingly popular in recent years, with people of all ages discovering the joy of creating unique and fashionable items. If you are looking for

a fun and stylish crochet project, then the Crochet Tweedy Style Smart Jacket pattern is just what you need!

Crocheting your own clothing allows you to express your creativity and individuality while staying in style. The Crochet Tweedy Style Smart Jacket pattern is a versatile and trendy design that will make you stand out from the crowd. Whether you wear it to work or for a night out, this jacket is sure to turn heads.



Crochet Tweedy Style Smart Jacket: Crochet Pattern

by Amanda Haas (Kindle Edition)

★★★★☆ 4.7 out of 5

Language : English
File size : 2985 KB
Text-to-Speech : Enabled
Screen Reader : Supported
Enhanced typesetting : Enabled
Print length : 8 pages
Lending : Enabled



Why choose the Crochet Tweedy Style Smart Jacket?

This crochet pattern is perfect for all skill levels, from beginners to advanced crocheters. It is written in a detailed and easy-to-follow manner, making it accessible to anyone who loves crochet. The pattern includes step-by-step instructions, stitch counts, and even helpful tips to ensure your jacket turns out beautifully.

The unique tweedy style of this jacket adds a touch of elegance and sophistication to your outfit. The textured stitches create a visually appealing

garment that looks like it came straight off a high-end fashion runway. You can customize the colors to match your personal style, whether you prefer classic neutrals or bold and vibrant shades.

Materials Needed

To create your own Crochet Tweedy Style Smart Jacket, you will need the following materials:

- Worsted weight yarn in your favorite colors
- Size H/8 (5mm) crochet hook
- Tapestry needle
- Scissors
- Buttons or other closures (optional)

Step-by-Step Instructions

Follow these simple steps to create your own Crochet Tweedy Style Smart Jacket:

1. Start by selecting your desired colors and gathering all the materials.
2. Begin with a foundation chain and work the required number of stitches.
3. Follow the pattern instructions for the main body of the jacket, working in rows or in rounds.
4. Continue working until the jacket reaches your desired length.
5. Complete the jacket by adding sleeves, cuffs, and any additional details.
6. Weave in any loose ends and securely fasten the buttons or closures.

Remember to take breaks as needed and enjoy the process of creating something beautiful with your own hands. Crocheting should be a relaxing and enjoyable activity, so take your time and make sure to be proud of your finished jacket.

Get Started with the Crochet Tweedy Style Smart Jacket pattern

Are you ready to take your crochet skills to the next level and create a stunning jacket that will make a fashion statement? Download the Crochet Tweedy Style Smart Jacket pattern today and get started on your new favorite project. With its detailed instructions and beautiful design, this pattern is a must-have for every crochet enthusiast!

Click here to download the Crochet Tweedy Style Smart Jacket pattern and begin your crochet journey.

Don't miss out on the opportunity to showcase your talent and create a fashionable item that is not only stylish but also uniquely yours. Start crocheting today and bring your own personal touch to the world of fashion!

Article by: Your Name



Crochet Tweedy Style Smart Jacket: Crochet

Pattern by Amanda Haas (Kindle Edition)

★★★★☆ 4.7 out of 5

Language : English

File size : 2985 KB

Text-to-Speech : Enabled

Screen Reader : Supported

Enhanced typesetting : Enabled

Print length : 8 pages

Lending : Enabled



Crochet Smart Tweedy Jacket

Crochet Pattern in UK Terminology

Size once made:

To fit bust: 82-86[92-97:102-107]cm

Actual size: 96.5[106.5:116.5]

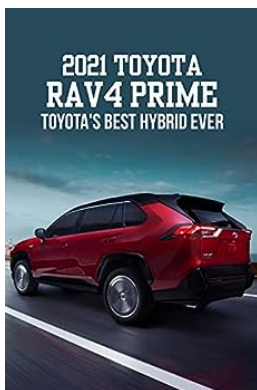
Length: 50[55:60]cm

Sleeve seam: 44.5cm

Note: figures in square brackets [] refer to larger sizes; where there is only one set of figures, it applies to all sizes

Yarn needed: 10[10:11] x 50g balls of Debbie Bliss Luxury Tweed Aran in colour A – Heather (shade 06) and 1 ball in colour B – Mauve (shade 05)

Crochet Hooks needed: 6.00mm and 7.00mm




The Ultimate Guide to the Toyota Best Hybrid Ever: Uncovering the Secrets of Its Unmatched Performance and Unparalleled Efficiency

Are you ready to embark on a thrilling ride that merges the best of both worlds - powerful performance and exceptional fuel efficiency? Look no further than the Toyota Best...




Crochet Tweedy Style Smart Jacket Crochet Pattern

The Perfect Crochet Project for Fashion Lovers! Crochet has become increasingly popular in recent years, with people of all ages discovering the joy of...




How Leverage Impacts Private Equity Performance: Unveiling the Secrets of Success

Private equity is an industry that thrives on strategic decision-making and the ability to capitalize on lucrative investment opportunities. One of the key factors that can...




Explore the Gripping Tale of The Executions Choctaw Tribune: A Riveting Historical Fiction

Witness history come alive as we delve into the captivating world of The Executions Choctaw Tribune, a mesmerizing historical fiction that will take your...



The Ultimate Agile Marketing Project Management Complete Guide - 2020 Edition

Are you struggling with managing your marketing projects effectively? Do you find it challenging to keep up with ever-changing client requirements and market trends? If so,...



The Best Guide To Care And Understand Everything About Orangutans

Orangutans, also known as the "men of the forest," are among the most fascinating creatures on our planet. These wonderful primates inhabit the...



The House That Jack Built Classic With Holes Soft Cover - A Must-Have Addition to Your Child's Library

Introducing "The House That Jack Built Classic With Holes Soft Cover," a timeless children's book that is sure to capture the hearts and imagination of young readers. With...



Unveiling the Enigmatic Tales of Fawn And The Mysterious Trickster

Have you ever found yourself engrossed in the captivating world of Disney? The magical realm filled with charismatic characters, enchanting adventures, and heartwarming...