

Crochet Pattern Sewing Clothes Charming Witch Littleowlshut - Unveiling the Magic of DIY Fashion

Have you always been fascinated by the enchanting world of witches? Do you enjoy creating unique fashion pieces that reflect your individuality and style? If so, then Crochet Pattern Sewing Clothes Charming Witch Littleowlshut is the perfect solution for you.

Crochet Pattern Sewing Clothes Charming Witch Littleowlshut is a magical collection of crochet patterns that allow you to sew your own charming witch-inspired clothing. From whimsical hats and cozy scarves to elegant dresses and bewitching accessories, this collection has it all. Whether you are a crochet enthusiast or a beginner, these patterns are designed to cater to all skill levels.

What sets Crochet Pattern Sewing Clothes Charming Witch Littleowlshut apart is its attention to detail and love for handmade crafts. Each pattern is meticulously crafted to ensure impeccable quality and a perfect fit. The designer behind this collection, Littleowlshut, is known for her innovative designs and exceptional craftsmanship. Her passion for crochet is evident in every stitch, making these patterns truly special.



Crochet pattern (sewing - clothes) Charming Witch (LittleOwlshut) by Ed Sykes (Kindle Edition)

★★★★☆ 4.5 out of 5

Language : English

File size : 2875 KB

Text-to-Speech : Enabled

Screen Reader : Supported

Enhanced typesetting : Enabled

Print length : 102 pages



With Crochet Pattern Sewing Clothes Charming Witch Littleowlshut, you have the freedom to express your creativity and channel your inner witch. Want to rock a stylish witch hat on Halloween? No problem. How about a cozy sweater that showcases your love for all things mystical? This collection has got you covered.

One of the greatest advantages of DIY fashion is the ability to customize your clothes to suit your preferences. Crochet Pattern Sewing Clothes Charming Witch Littleowlshut encourages you to experiment with different colors, yarns, and embellishments, giving you the flexibility to create truly one-of-a-kind pieces. Whether you prefer a vibrant and colorful wardrobe or a more muted and magical aesthetic, the possibilities are endless.

Not only does Crochet Pattern Sewing Clothes Charming Witch Littleowlshut allow you to embrace your love for witches and DIY fashion, but it also helps you develop new skills and gain a sense of accomplishment. The satisfaction of creating something with your own hands is unbeatable, and with each completed project, your confidence grows.

The popularity of crochet and handmade fashion has skyrocketed in recent years, with more and more people embracing the beauty of DIY creations. Crochet Pattern Sewing Clothes Charming Witch Littleowlshut provides you with the tools and inspiration to become part of this creative movement. Join the thousands of crocheters who have already embarked on this magical journey and witness the transformation of yarn into wearable art.

Now, you might be wondering where you can purchase Crochet Pattern Sewing Clothes Charming Witch Littleowlshut. Luckily, this collection is readily available online, allowing you to instantly access these captivating patterns from the comfort of your own home. Simply visit the Littleowlshut website and explore the wonders that await you.

So, what are you waiting for? Embrace your inner witch, unleash your creative powers, and embark on a journey of self-expression with Crochet Pattern Sewing Clothes Charming Witch Littleowlshut. Your wardrobe will never be the same again!



Crochet pattern (sewing - clothes) Charming Witch (LittleOwlsHut) by Ed Sykes (Kindle Edition)

★★★★☆ 4.5 out of 5

Language : English
File size : 2875 KB
Text-to-Speech : Enabled
Screen Reader : Supported
Enhanced typesetting : Enabled
Print length : 102 pages
Lending : Enabled



LANGUAGE: English

SKILL LEVEL: Experienced

FINISHED SIZE: Approx. Approx. 38 cm (15 inches) tall using the yarn and crochet hook stated in the pattern.

FINISHED PROJECTS

See a lot of finished witches here>> <https://goo.gl/5X5Myb>

Copy and past link into your browser to see the collection

SKILLS REQUIRED:

Crochet in rows

Crochet in rounds

Single crochet

Increasing

Decreasing

Double crochet

Sewing (clothes)

MATERIALS AND TOOLS

•Beige (main) color yarn – I used “Jeans” by YarnArt (55% cotton, 45% acrylic, 50g/160m) split in two strands. 1 skein should be enough. Jr take 2 if you don’t want to split it but in this case thickness of the yarn should be about 320m per 50g skein.

•Small amount of white color yarn for the eyes – I used “Nubuk” by Kartopu (22% acrylic, 78% polyamide, 100g550m).

•Matching crochet hook (I used 1.0 mm –UK 6 ½, US 12 – crochet hook for the yarn mentioned above).

•PVC single core copper electrical wire approximately 150 cm (59 inches) long 3 mm in diameter. Use only copper wire for the frame as copper can better stand

bending compared to aluminum. You can buy it at electric supplies stores.

- Any stuffing.
- White polymer clay for the teeth.
- Glass or metal beads to add weight to the breast (optional).
- Wool for felting in white and grey colors for the hair.
- Wool for felting for the boots (optional – you can crochet them instead or sew them) - instructions are not given.
- A pair of glass eyes – I used 5-6 mm in diameter.
- Black fishing line for the eye lashes.
- Glasses for toys – I used 6.5 cm/2.6 inches wide and 2 cm/0.8 inches in diameter.
- Beads for the necklace.
- Keys, key chain for the bunch of keys.
- Fabric for the clothes (detail are in the pattern)


ABOUT THIS PATTERN

Pattern written using USA terminology

This pattern is easy to follow with step-by-step instructions (pages with detailed instructions, tips, photos illustrating the process)


MAY I SELL FINISHED PROJECTS?

Yes, You may sell Items made using this pattern (please read simple terms in the pattern)




Sir Cumference And The Great Knight Of Angleland: Explore The Fascinating World Of Math

Once upon a time in a land not far away, there lived a brave and clever knight named Sir Cumference. He had a peculiar passion for all things mathematical, which made him...




Rover P6 2000 2200 3500: The Complete Story

The Rover P6, also known as the Rover 2000, Rover 2200, and Rover 3500, is an iconic British car that left a lasting impact on the automotive industry....




Devils And Details: Short Stories From Guerrilla Greenland

Greenland has always been portrayed as a remote and desolate land, shrouded in mystery and exuding an aura of treachery. Its towering icebergs, vast tundras,...




The Bad Guys In The Big Bad Wolf: Unveiling the Anti-Heroes of Modern Literature

It's time to dive into the captivating world of "The Bad Guys In The Big Bad Wolf." This quirky yet enthralling series penned by author Aaron Blabey has taken children's...



Pro DevOps with Google Cloud Platform: Revolutionizing the Way You Develop and Deploy

Have you ever wondered how software development and deployment can be made more efficient and reliable? If so, you're not alone. The world of technology is constantly...




Art Begets Art: One Artist's Inspiration

The Power of Inspiration in the Art World In the vast canvas of the art world, inspiration plays a vital role in the creation of masterpieces. Artists draw influence...



Our Sister Again Sophie Cameron | A Heartwarming Tale of Reunion

Have you ever imagined being separated from your loved ones for decades, only to be unexpectedly reunited with them again? Well, that's exactly what happened to Sophie...



The Boy Who Knew Everything Piper McCloud: Unlock the Secrets of This Unforgettable Adventure!

Have you ever wondered what it would be like to know everything? To possess knowledge beyond your wildest dreams? Well, buckle up and get ready for an extraordinary journey...