

Crochet Detachable Collar Pattern: Modern Irish Crochet Lace Pattern



Crocheting is a wonderful craft that allows you to create beautiful, intricate designs with the use of a hook and yarn. One such design that has gained popularity in recent years is the crochet detachable collar pattern. This particular pattern showcases the art of modern Irish crochet lace, combining traditional

techniques with a contemporary twist. In this article, we will explore the beauty and versatility of this pattern, providing step-by-step instructions and tips for crocheting your very own detachable collar.

The Beauty of Irish Crochet Lace

Irish crochet lace is known for its delicate and intricate designs, often featuring flowers, leaves, and intricate motifs. It originated in Ireland in the 19th century as a way for women to create beautiful lacework while supporting their families during tough economic times. The popularity of Irish crochet lace spread rapidly, and its unique style is still admired and cherished by crocheters around the world today.



Crochet detachable collar pattern (Modern Irish Crochet Lace Pattern) by Olga Starostina (Kindle Edition)

★★★★★ 5 out of 5

Language : English
File size : 52991 KB
Text-to-Speech : Enabled
Enhanced typesetting : Enabled
Print length : 70 pages
Screen Reader : Supported



Modernizing Irish Crochet Lace

While traditional Irish crochet lace patterns are beautiful, they can sometimes be complex and time-consuming to create. Modernizing this craft allows crocheters to experiment with different stitches, colors, and textures, giving the finished piece a contemporary look and feel. By incorporating these modern elements into

the crochet detachable collar pattern, you can create a piece that seamlessly blends tradition with modern fashion.

Step-by-Step Instructions for Crochet Detachable Collar

Now, let's dive into the step-by-step instructions for crocheting your very own detachable collar using the modern Irish crochet lace pattern.

Materials Needed:

- Size C crochet hook
- Fingering weight yarn
- Tapestry needle
- Scissors

Instructions:

1. Start by creating the foundation chain. This will determine the length of your collar. Aim for around 60 chains.
2. Once you have your foundation chain, work a row of single crochet stitches into each chain stitch. This will create the base for your collar.
3. Next, you'll start working on the lace motifs. Refer to a modern Irish crochet lace pattern book or online tutorials for a wide range of motifs to choose from. Select the motifs you want to incorporate into your collar and follow the instructions for each.
4. Continue adding motifs to your collar until you've achieved your desired length.
5. Once you've completed the main part of your collar, it's time to finish the edges. You can choose to add a simple and delicate picot edging or

experiment with other decorative edging stitches.

6. Weave in any loose ends and block your collar to give it a polished look.
7. Finally, attach small buttons or hooks to the ends of your collar, allowing it to be easily attached and detached from your garments.

Tips for Crocheting a Successful Detachable Collar

- Choose high-quality yarn to ensure your collar retains its shape and durability.
- Experiment with different color combinations to personalize your collar and match it with your existing wardrobe.
- Practice the motifs on a smaller scale before incorporating them into your collar, ensuring you are comfortable with the stitches and techniques required.
- Don't be afraid to get creative and adapt the pattern to your liking. Add beads, sequins, or other embellishments to make it truly unique.
- Block your finished collar to give it a professional and polished look.

The crochet detachable collar pattern featuring modern Irish crochet lace is a unique and beautiful way to enhance any outfit. Whether you're looking to add a touch of elegance to a plain dress or dress up a casual shirt, this pattern offers endless possibilities for creativity and style. By following the step-by-step instructions and incorporating your own personal touches, you'll be able to create a detachable collar that showcases your true crochet skills and embraces the beauty of Irish crochet lace.

Crochet detachable collar pattern (Modern Irish Crochet Lace Pattern) by Olga Starostina (Kindle Edition)



★★★★★ 5 out of 5

Language : English
File size : 52991 KB
Text-to-Speech : Enabled
Enhanced typesetting : Enabled
Print length : 70 pages
Screen Reader : Supported




Crochet detachable collar pattern.

Modern crochet Irish lace pattern . A detailed pattern for all crochet motifs - a graphic diagram, a photo and a verbal description of each crochet row. Design work by Starostina Olga.



The Original One Page Magic Classic: Unveiling its Secrets

Are you ready to experience the enchanting world of the original One Page Magic Classic? Prepare to embark on a journey that will captivate your imagination and leave you...




The Ultimate Guide on How to Run an Engaging Workshop for Theater Education or Business

Workshops are a fantastic way to provide valuable education and training, whether it's for theater enthusiasts or professionals looking to enhance their skills in a business...




Crochet Detachable Collar Pattern: Modern Irish Crochet Lace Pattern

Crocheting is a wonderful craft that allows you to create beautiful, intricate designs with the use of a hook and yarn. One such design that...




Legendary Locals Of Fort Wayne: Unveiling the Hidden Gems of the City

Fort Wayne is a city that holds many untold stories and fascinating tales of its inhabitants. From renowned entrepreneurs to...




Manny The Micronator Bolaji: The Mighty Marvel on the Mic

As the buzzing beats take over the air, the crowd hushes in anticipation. All eyes are drawn to the spotlighted figure on center stage. With a microphone in hand, he...




The Fascinating Atlas Of Crabs Of The Persian Gulf Will Leave You in Awe

Crabs are incredible creatures that inhabit almost every ocean and provide tremendous ecological and economic value. The Persian Gulf, known for its rich biodiversity, is...



The Ultimate Guide to Concepts and Case Notes: Unlocking the Power of Organized Information

Have you ever found yourself drowning in a sea of information, struggling to keep track of all the ideas, concepts, and important notes? If so, you're not alone. With the...



Discover the Beauty and Versatility of 50 Fabulous Knit Aran Stitches by Amy West

In the world of knitting, there is nothing quite as captivating as the intricate designs of the Aran stitches. With their rich history and stunning...