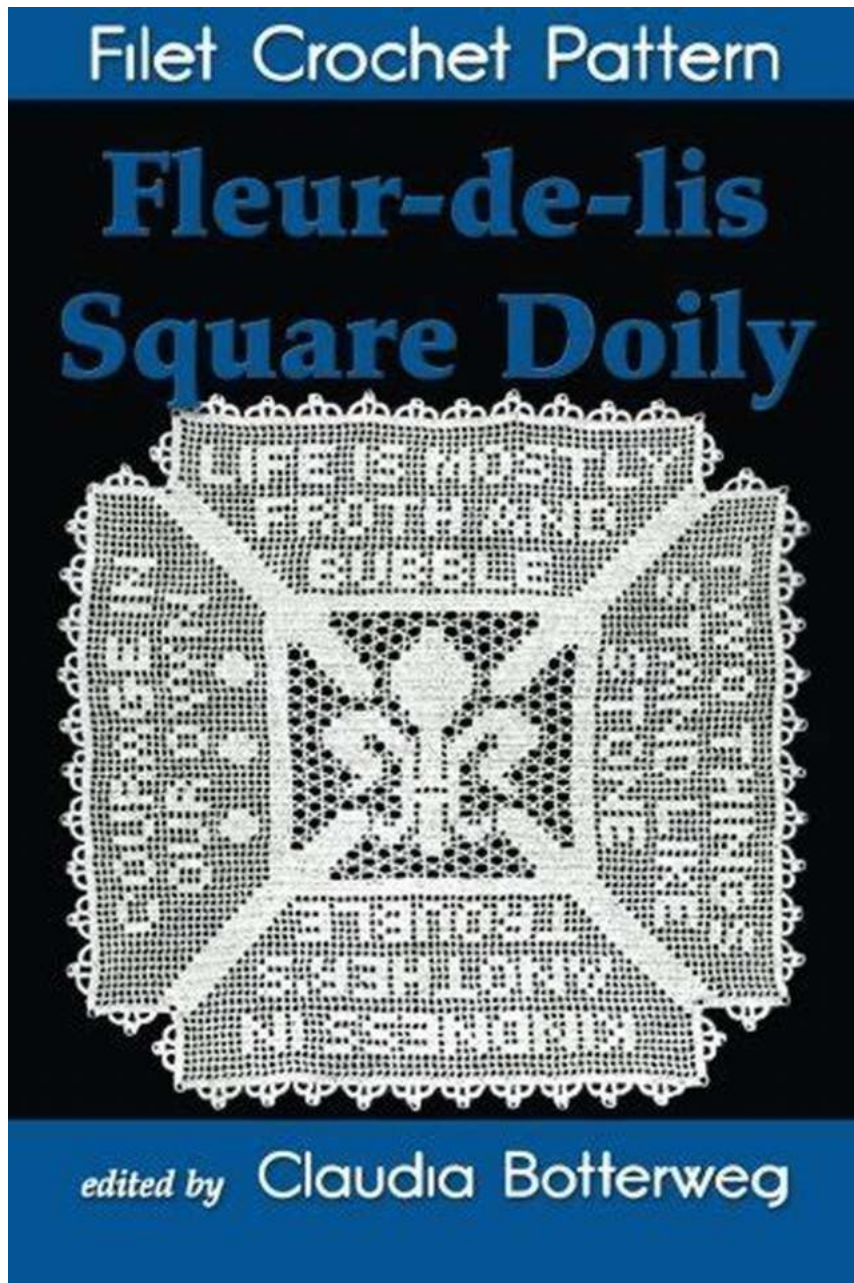


Create Delicate Lacework with the Fleur De Lis Square Doily Filet Crochet Pattern



Doilies, with their intricate patterns and delicate lacework, can add an elegant touch to any home decor. They bring forth a sense of nostalgia while showcasing the artistry of crochet. If you're an avid crocheter looking for a challenging and

beautiful pattern, look no further than the Fleur De Lis Square Doily Filet Crochet Pattern.

The Timeless Beauty of Fleur De Lis

The Fleur De Lis has been a symbol of elegance and royalty for centuries. It originated in France and has been used to adorn various luxury items, including textiles and architectural embellishments. With its intricate design resembling a lily flower, the Fleur De Lis is the perfect motif for a square doily pattern.



Fleur-de-lis Square Doily Filet Crochet Pattern: Complete Instructions and Chart

by Claudia Botterweg (Kindle Edition)

★★★★★ 5 out of 5

Language : English
File size : 2209 KB
Text-to-Speech : Enabled
Screen Reader : Supported
Enhanced typesetting : Enabled
Print length : 23 pages
Lending : Enabled



An Overview of Filet Crochet

Filet crochet is a technique that creates a lacy mesh using only double crochet stitches and chain spaces. By following a chart, you can create intricate designs and patterns. The Fleur De Lis Square Doily Filet Crochet Pattern combines the beauty of the Fleur De Lis motif with the delicate nature of filet crochet.

The Fleur De Lis Square Doily Filet Crochet Pattern

The Fleur De Lis Square Doily Filet Crochet Pattern features a stunning central Fleur De Lis motif surrounded by intricate lacy detailing. The pattern includes both written instructions and a chart, allowing you to choose your preferred method of following along.

The finished doily measures approximately 12 inches square, making it the perfect size for displaying on a table or mantelpiece. It can add a touch of elegance to any room, whether you have a traditional or contemporary decor style.

Materials Needed

- Size 10 crochet thread in your preferred color
- 3.5mm crochet hook
- Tapestry needle
- A blocking board or surface
- Pins

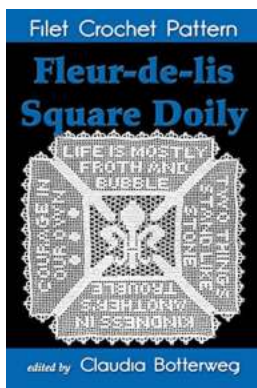
Instructions

1. Start by chaining 6 and joining to form a ring.
2. Follow the written instructions or chart provided, working the Fleur De Lis motif in the center of the doily.
3. Continue working the surrounding lacy detailing, ensuring you follow the pattern carefully to maintain the intricate design.
4. Once you have completed the pattern, fasten off and weave in any loose ends.

Tips and Tricks

- Use a smaller hook size if you prefer a denser and tighter doily, or a larger hook size for a more open and airy appearance.
- Block your finished doily to enhance the lacework and create a crisp, flat shape. Soak it in water, gently squeeze out the excess, and pin it to your blocking board, carefully shaping it as desired.
- Experiment with different color combinations to create a unique and personalized Fleur De Lis Square Doily.

The Fleur De Lis Square Doily Filet Crochet Pattern is perfect for experienced crocheters who are looking for a challenging project that showcases their skills and creativity. With its timeless beauty and intricate design, this doily will add a touch of elegance to any home decor. So gather your materials, grab your crochet hook, and get ready to create delicate lacework that will leave everyone impressed!



Fleur-de-lis Square Doily Filet Crochet Pattern: Complete Instructions and Chart

by Claudia Botterweg (Kindle Edition)

★★★★★ 5 out of 5

Language : English
 File size : 2209 KB
 Text-to-Speech : Enabled
 Screen Reader : Supported
 Enhanced typesetting : Enabled
 Print length : 23 pages
 Lending : Enabled



Designed by Australian Mary Card in 1918 as part of a series of doilies and panels honoring Allies from the Great War. This doily combines the French national emblem, the Fleur-de-lis, with a lovely verse:

"Life is mostly froth and bubble
Two things stand like stone
Kindness in another's trouble
Courage in our own"

This is not your usual scanned vintage crochet pattern. To make this pattern great for today's crocheter I wrote complete instructions, expanded the written instructions so you won't need to skip around, and made an easy to follow chart. I also changed the written instructions to use modern US crochet terms.

The only stitches you need to know to complete this lace are: chain stitch, single crochet, double crochet, treble crochet, double treble crochet, and slip stitch.



100 Interesting Amazing Fun Facts You Never Knew Before

Are you ready to be amazed? Get ready to dive into a world of fascinating facts that will blow your mind! From peculiar phenomena to astonishing discoveries, these 100...



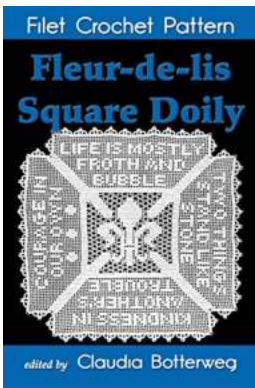
My Story Berlin Olympics Reloaded Look: Unveiling the Unforgettable Journey

The year was 1936, and Berlin was buzzing with excitement as the Olympic Games were about to commence. The world had its eyes set on these historic games, where sports and...



The Cosy Travelling Christmas Shop: Experience the Magic of the Holidays

The holiday season brings joy, warmth, and a certain sense of magic. In the midst of frosty weather and bustling streets, there's something special about the air during...



Create Delicate Lacework with the Fleur De Lis Square Doily Filet Crochet Pattern

Doilies, with their intricate patterns and delicate lacework, can add an elegant touch to any home decor. They bring forth a sense of nostalgia...




How To Be Happy And Healthy In Your Daily Life - Hygge And Lagom

Do you often find yourself longing for more happiness and balance in your daily life? In today's fast-paced world, it's easy to get caught up in the hustle and bustle,...



Price Forecasting Models For Healthstream Inc (HSTM) Stock and the Nasdaq Composite

Are you a stock investor looking for insights into Healthstream Inc (HSTM) and the overall performance of the Nasdaq Composite? Look no further! In this article, we will dive...



The Elizabethan Trust Melbourne Orchestra: Preserving the Musical Legacy

When it comes to classical music in Melbourne, one name stands out above the rest - The Elizabethan Trust Melbourne Orchestra. With its rich history,...



Max Goes To Robot Camp Book - A Fun-filled Adventure

Welcome to the captivating world of Max and his exciting journey to robot camp! In this article, we will delve into the extraordinary children's book, "Max Goes..."