

Construction Vehicles To Crochet - Creative Fun for Construction Enthusiasts!



Are you a construction enthusiast who also possesses a talent for crochet? Looking for a new, unique way to express your love for construction vehicles? Well, you're in luck! In this article, we will introduce you to the fascinating world of construction vehicles to crochet. Get ready to dive into a creative endeavor that combines your passion for construction and handicrafts!

The Joy of Crocheting Construction Vehicles

Crochet is an ancient craft that allows you to create various structures and shapes using a hook and yarn or thread. From traditional blankets and scarves to

intricate amigurumi toys, crochet offers a limitless playground for your imagination. And now, you can crochet your very own construction vehicles!



Construction Vehicles to Crochet: A Dozen Chunky Trucks and Mechanical Marvels Straight from the Building Site

by Olga Starostina (Kindle Edition)

★★★★☆ 4.7 out of 5

Language : English

File size : 15027 KB

Screen Reader : Supported

Print length : 121 pages



Why settle for generic store-bought toys when you can proudly display your handmade creations? Crocheting construction vehicles allows you to personalize your creations, choose your favorite colors, and add intricate details that make each piece unique. Whether you're making them for yourself or as a gift for a fellow construction enthusiast, these crochet vehicles are sure to bring joy and excitement!

Types of Construction Vehicles You Can Crochet

The world of crochet construction vehicles is vast, giving you numerous options to explore. Here are some popular construction vehicles you can bring to life through crochet:

- **Excavators:** These mighty machines are crucial in any construction project. Create a crochet version with movable arms and a rotating body, allowing you to have interactive fun while appreciating its crochet aesthetics.

- **Bulldozers:** Crochet a cute and cuddly bulldozer that represents the power and strength of these heavy-duty vehicles. Choose vibrant colors and yarn textures to give it an eye-catching appearance.
- **Crane Trucks:** Explore the intricacies of crochet by crafting a crane truck with a rotating arm and a hook that can lift small objects. This will surely impress your friends and family with its functionality.
- **Dump Trucks:** Create a crochet dump truck with a removable bed that can be loaded and unloaded just like the real deal. You'll be amazed at how lifelike it can be!
- **Concrete Mixers:** Combine your passion for crochet and construction by making a crochet concrete mixer. Add details such as a spinning mixing drum to make it even more realistic.

Get Started with Crocheting Construction Vehicles

If you're new to crochet, don't let that discourage you! With a little patience and practice, you can learn the basic crochet stitches and techniques needed to create these magnificent construction vehicles.

Start by gathering the necessary materials:

- Crochet hooks in various sizes.
- Yarn or thread in your preferred colors.
- Stuffing material for plushness.
- Embroidery thread for adding details.
- A tapestry needle for sewing parts together.
- Scissors.

Once you have your materials ready, find patterns and tutorials specifically designed for crocheting construction vehicles. Online platforms and craft books can provide you with a wealth of resources to get started.

Remember to take your time while crocheting and don't get discouraged if it doesn't turn out perfect on your first attempt. The beauty of crochet is that you can always unravel and start over until you're satisfied with the result.

Sharing and Inspiring Others

Once you've successfully crafted your construction vehicles, share your creations with the world! Capture high-quality photos and showcase them on social media platforms, crafting forums, or even your own personal blog. You'll be surprised how many fellow enthusiasts will appreciate and become inspired by your creativity.

Engage with other crochet and construction communities to exchange ideas, tips, and patterns. Celebrate each other's accomplishments and support one another in this unique blend of hobbies.

In

Construction vehicles to crochet offer a remarkable way to combine your love for construction and crochet. With just a hook and some yarn, you can bring life to these powerful machines, customized with your personal touch. From excavators to dump trucks, the possibilities are endless.

So, why wait? Grab your crochet hook, choose your favorite construction vehicle, and embark on a creative journey like no other. You'll experience the joy of watching your crochet creations come to life and the satisfaction of sharing your achievements with others.

Don't miss this opportunity to blend your passions and create something truly unique!



Construction Vehicles to Crochet: A Dozen Chunky Trucks and Mechanical Marvels Straight from the Building Site by Olga Starostina (Kindle Edition)

★★★★☆ 4.7 out of 5

Language : English

File size : 15027 KB

Screen Reader : Supported

Print length : 121 pages




Get ready to crochet an entire construction site full of chunky trucks and marvelous machines!

From Megan Kreiner, best-selling author and popular crochet designer, *Construction Vehicles to Crochet* is packed with creative projects to help your favorite construction fan play all day. Whether your little one loves bulldozers, cranes, cement mixers, or dump trucks, you'll find a machine to please, or crochet them all for hours of endless digging, pushing, dumping, and building. Additional projects like traffic cones, rocks, and buildings will complete the scene as your living room will be a buzzing building site of fun. With plenty of photos and step-by-step instruction to guide you every step of the way, *Construction Vehicles to Crochet* will provide your junior foreman or forewoman the right tools and equipment to get the job done.




Construction Vehicles To Crochet - Creative Fun for Construction Enthusiasts!

Are you a construction enthusiast who also possesses a talent for crochet? Looking for a new, unique way to express your love for construction vehicles?...




The Extraordinary Journey of Equal Shmequal Philomena Neill

Do you ever imagine a world where everyone is truly equal, regardless of their background? Meet Philomena Neill, a trailblazer who dedicated her entire life to advocating...




Discover the Captivating World of Mini Mosaic Quilts by Paula Doyle

Quilts have always been a cherished art form, standing as testaments of creativity and craftsmanship. Paula Doyle, a renowned quilt artist, has taken this traditional...




The Practical Spinner Guide: Unlocking the Secrets of Cotton, Flax, and Hemp Fibers

Are you an avid spinner or a beginner looking to dive into the art of spinning your own fibers? Look no further! The Practical Spinner Guide Cotton Flax Hemp Practical...



Unveiling the Secrets of Roland Barthes Mythologies: Your Ultimate Study Guide!

Are you ready to embark on a journey through the fascinating world of Roland Barthes Mythologies? Brace yourself because we are about to unveil the secrets behind this iconic...



The Ultimate Field Guide to Explore the Magical Wildlife Habitats of Great Britain and Ireland - Fully Revised

Imagine being surrounded by enchanting landscapes, diverse ecosystems, and a myriad of captivating creatures right at your doorstep. Great Britain and Ireland are home to some...



We're Moving Dirk Webb: A Journey of Growth, Challenges, and New Beginnings

Moving from one place to another is often seen as a daunting task, filled with challenges and uncertainties. However, it can also serve as an opportunity for growth, both...



Faa 8083 31a Color Print: A Comprehensive Guide to Aviation Training

Are you passionate about aviation? Do you dream of becoming a pilot or working in the aviation industry? The Faa 8083 31a Color Print is a vital resource for all aviation...