

# Complete Step By Step Instructions Manual For Beginners Seniors And Pros To Set

Are you a beginner, senior citizen, or a pro who wants to learn how to set up various devices and systems? Look no further! In this comprehensive guide, we will provide you with step-by-step instructions to help you set up anything from smartphones and smart home gadgets to advanced computer systems and professional audio equipment. Get ready to embark on a journey of exploration!


## Setting Up a Smartphone

Let's start with one of the most common devices, the smartphone. Whether you have just purchased a new phone or want to reset your current one, we've got you covered. Follow these steps:

- Power on your smartphone and go through the initial setup process, including choosing a language and connecting to Wi-Fi.
- Sign in or create a new account to access various services and features.
- Personalize your phone by adding a wallpaper, setting up widgets, and arranging app icons.
- Configure security settings such as PIN, fingerprint, or face recognition.
- Install and set up essential apps like messaging, emails, and social media.
- Customize notification settings according to your preferences.

## Setting Up a Smart Home System

Our homes are becoming smarter every day, and setting up a smart home system can enhance convenience and security. Here's how you can do it:



## iPHONE SE 3RD GENERATION USER GUIDE: A Complete Step By Step Instructions Manual for Beginners, Seniors, and Pros to Set up and Effectively Use the New iPhone with iOS 15 Tips and Tricks by A. Tebbs (Kindle Edition)

★★★★★ 5 out of 5

Language : English  
File size : 1444 KB  
Text-to-Speech : Enabled  
Screen Reader : Supported  
Enhanced typesetting : Enabled  
Print length : 94 pages  
Lending : Enabled



- Choose a smart home hub or hubless system.
- Set up the hub by connecting it to your Wi-Fi network.
- Add smart devices, such as smart bulbs, thermostats, and security cameras.
- Use the accompanying mobile app to connect and control these devices through your smartphone or tablet.
- Create routines and automation to make your smart home work for you.
- Explore additional features like voice control and integration with virtual assistants.

## Setting Up a Computer System

Whether you are a beginner or a professional looking to set up a computer system, these steps will guide you in the right direction:

- Choose the type of computer system you need: desktop, laptop, or all-in-one.
- Unbox and connect all necessary cables and peripherals.
- Power on the computer and complete the initial setup process, including time and language settings.
- Install an operating system, such as Windows, macOS, or Linux.
- Configure settings like display resolution, sound, and network.
- Install essential software like antivirus, office suite, and media players.
- Customize your user profile, including desktop wallpaper and personalization options.

## **Setting Up Professional Audio Equipment**


For those interested in audio production or live performances, setting up professional audio equipment can seem intimidating. Follow these steps to get it up and running:

- Choose the audio equipment that meets your needs, such as mixers, microphones, and speakers.
- Position and connect all audio devices using the appropriate cables.
- Configure audio settings on your mixer or audio interface.
- Connect the audio equipment to your computer if necessary.
- Install and configure digital audio workstation (DAW) software.
- Set up input and output channels within the software.
- Test the audio equipment and adjust levels as needed.

Congratulations! You have now learned how to set up various devices and systems, from smartphones and smart home systems to computer systems and professional audio equipment. Following our step-by-step instructions, beginners, seniors, and pros can easily tackle the setup process.

Remember, it's essential to read the manufacturer's instructions carefully and take your time during the setup process. These guidelines are meant to provide a general overview, but specific devices may have unique requirements.

Now, go forth and enjoy your newly set up devices and systems. Adventure awaits!



## **iPHONE SE 3RD GENERATION USER GUIDE: A Complete Step By Step Instructions Manual for Beginners, Seniors, and Pros to Set up and Effectively Use the New iPhone with iOS 15 Tips and Tricks** by A. Tebbs (Kindle Edition)

★★★★★ 5 out of 5

Language : English  
File size : 1444 KB  
Text-to-Speech : Enabled  
Screen Reader : Supported  
Enhanced typesetting : Enabled  
Print length : 94 pages  
Lending : Enabled



The new iPhone SE is powered by the same high-performance A15 Bionic chip seen in the iPhone 13-series handsets. Additionally, it includes a four-core GPU and a sixteen-core Neural Engine. The iPhone SE includes 5G connection,

making it Apple's least expensive 5G-capable handset. However, the of the A15 has spillover effects in other areas, since its capabilities enable the camera to offer new features despite being based on the same technology. You get Smart HDR 4, Deep Fusion, Photographic Styles, and 1080p and 120fps slow-motion video, none of which were accessible on the SE 2.

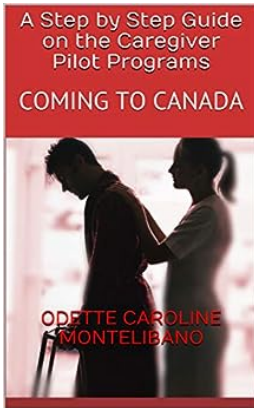
This guide is provided to walk you through these features and how to use them efficiently.

Click the BUY NOW button to get it and learn about the following:

1. Iphone Se (3rd Generation) Features
2. Display And Design
3. Activate And Configure The Iphone
4. Wake Up And Unlock Your Iphone
5. Airpods Installation On Your Iphone
6. Use Shareplay To Listen And View Together On Facetime On Iphone
7. Screen Sharing While Calling Through Facetime
8. Use Messaging To Accept And Distribute Content With Friends
9. Send Animated Effects To Messages On Iphone
10. Personalize Your Iphone Photos Memories
11. Facetime Set Up On Iphone
12. Facetime Call Link Creation
13. Use Facetime To Capture Live Photos
14. Change Facetime Video Settings On Iphone
15. Change Facetime Audio Settings On Iphone


16. Add Camera Effects To Facetime Calls On Iphone
17. Manage The Apple Id Configurations
18. How To Utilize Icloud On Iphone
19. Configure Mail, Contacts, And Calendar Accounts
20. Configure Cell Service On Your Iphone
21. Set Focus
22. Configure Screen Time
23. View And Reply To Notifications On Iphone
24. View Your Health Data On Iphone
25. Health Data Sharing On Iphone
26. Share Health And Fitness Data Across Apps And Devices
27. Medical Id Creation
28. Monitor Your Menstrual Cycle Health On Iphone
29. See Your Cycle Record And Stats
30. Use Picture In Picture To Multitask
31. Adjust The Volume On The Iphone
32. Switch Between Open Applications On The Iphone
33. Take A Live Photo On Your Iphone Wallpaper
34. Adjust Screen Brightness Manually
35. Activate/Deactivate Dark Mode
36. Get Your Iphone Applications In Folders

37. Use And Customize The Control Center
38. Photo Or Video Capturing
39. Take A Photo And Apply A Filter To It
40. Adjust The Focus And Exposure Of The Camera
41. Use Photographic Style
42. Take Live Photos Using Your Iphone Camera
43. Use The Burst Mode Feature To Take Action Photos
44. Capture A Selfie
45. Use The Portrait Mode On Your Iphone Camera To Take Photos
46. Capture Pictures In Night Mode
47. Adjust Shutter Sound To Iphone Camera
48. Hdr Camera Settings Modifications
49. Record Videos With Your Iphone Camera
50. Quicktake Video Recording
51. Record Slow-Motion Video
52. Time-Lapse Video Recording
53. Change Camera Settings On Iphone
54. Share And Print Your Photos
55. Utilize Live Text
56. Attach An Airtag To Find My
57. Find A Friend Using Find My




## Step By Step Guide On The Caregiver Pilot Programs

Are you interested in becoming a caregiver in Canada? The Caregiver Pilot Programs offer a great opportunity for individuals who would like to work in...



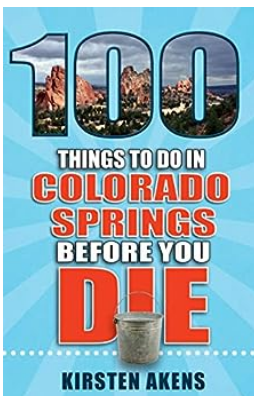
## Complete Step By Step Instructions Manual For Beginners Seniors And Pros To Set

Are you a beginner, senior citizen, or a pro who wants to learn how to set up various devices and systems? Look no further! In this comprehensive guide, we will provide you...



## The Most Fascinating Tales from the Age of Wonder That Will Leave You in Awe

Once upon a time, in a world filled with endless possibilities, there existed an Age of Wonder. It was a period in history where creativity and innovation knew no bounds,...



## 100 Things To Do In Colorado Springs Before You Die

Colorado Springs, nestled at the foot of Pikes Peak, is a vibrant city that offers a plethora of incredible experiences, natural wonders, and thrilling...






## Discover Dublin: 10 Great Walks to Explore - Jacob Adrian

When it comes to exploring the great outdoors, Dublin has a lot to offer. From stunning coastal trails to picturesque parklands, the Irish capital provides ample...



## Meet Sammy In Trouble And Other Stories - A Riveting Collection of Adventures

Are you ready to embark on thrilling adventures with Sammy? If you enjoy heart-racing tales filled with excitement, danger, and a touch of humor,...



## Review And Analysis Of Trout And Rivkin: A Fascinating Journey into the World of Literary Excellence

Have you ever come across a masterpiece that leaves you captivated from the very first page? A book that takes you on a magical journey through its vivid...



## Meeting Luciano: The Unforgettable Encounter with Anna Esaki Smith

Have you ever experienced those rare, extraordinary moments in life that leave an indelible mark on your soul? The ones that change the course of your journey and open up...