

Complete Instructions And Chart: The Ultimate Guide for Success

Are you tired of feeling overwhelmed and confused when it comes to following instructions? Look no further! In this comprehensive guide, we will provide you with complete instructions and a detailed chart that will be your roadmap to success in any task or project you undertake.

The Importance of Clear Instructions

Instructions are like guideposts, showing us the way and helping us navigate through tasks and projects with ease. However, vague or incomplete instructions can be more of a hindrance than a help, often leading to frustration and unsatisfactory results.

Clear and concise instructions, on the other hand, are a valuable resource that empowers us to succeed. They provide us with a step-by-step roadmap, ensuring that we stay on track and complete the task or project efficiently and effectively.



Elegant Dragons Lace Curtain Filet Crochet Pattern: Complete Instructions and Chart

by Claudia Botterweg (Kindle Edition)

★★★★☆ 4.7 out of 5

| | |
|----------------------|-------------|
| Language | : English |
| File size | : 1497 KB |
| Text-to-Speech | : Enabled |
| Screen Reader | : Supported |
| Enhanced typesetting | : Enabled |
| Print length | : 48 pages |
| Lending | : Enabled |



Charting Your Course to Success

One powerful tool that can greatly enhance your ability to follow instructions is the use of a chart. A chart provides a visual representation of the steps involved in a process, making it easier to understand and remember. By creating a chart, you will have a clear overview of what needs to be done, and you can track your progress as you move through each step.

Our comprehensive chart is a work of art in itself. It is visually appealing, easy to understand, and contains all the necessary information you need to successfully complete any task or project. The chart provides a visual representation of the steps, complete with clear descriptions and even relevant images for each step.

A Step-by-Step Guide to Using the Chart

1. **Step 1:** Open the chart and familiarize yourself with the layout. Take note of the different sections and how the information is organized.
2. **Step 2:** Identify the specific task or project you want to tackle. Find the corresponding section in the chart and focus on it.
3. **Step 3:** Start by reading the overview of the task or project. This will give you a general understanding of what needs to be done.
4. **Step 4:** Dive deeper into each step by reading the detailed descriptions and studying the accompanying images. Take your time to fully grasp the instructions before moving on to the next step.
5. **Step 5:** As you complete each step, mark it off on the chart. This will help you keep track of your progress and ensure that no step is missed.

6. **Step 6:** If you encounter any difficulties or have questions along the way, refer back to the chart for guidance. The chart is your trusty companion that will provide you with all the answers you need.
7. **Step 7:** Once you have completed all the steps, take a moment to celebrate your success. You have successfully followed the instructions and achieved your desired outcome!

The Power of Long Descriptive Keywords for Alt Attributes

Alt attributes play a crucial role in web accessibility and search engine optimization. They provide descriptive text for images, making it possible for visually impaired users to understand the content of an image through screen readers. Additionally, search engines rely on alt attributes to index and rank web pages.

When it comes to choosing alt attributes for images, using long descriptive keywords can significantly enhance the accessibility and discoverability of your content. Instead of generic phrases, consider incorporating specific keywords that accurately describe the image and its context. This will not only help visually impaired users better understand the content but also improve your website's search engine rankings.

Creating an Engaging Long Tail Clickbait Title

A catchy and intriguing title can entice readers to click and engage with your article. Long tail clickbait titles are particularly effective in capturing attention and arousing curiosity. They stand out from the crowd and give readers a glimpse of what they can expect from the article.

Here's an example of a long tail clickbait title that perfectly complements our article:

This title not only includes the main keywords but also emphasizes the comprehensive nature of the instructions and chart. It sparks curiosity and promises a wealth of valuable information, making readers eager to delve deeper into the article.

In

Clear instructions and a well-designed chart are indispensable tools for achieving success in any endeavor. By following the step-by-step guide provided in this article and utilizing the power of long descriptive keywords for alt attributes, you are well-equipped to overcome obstacles, stay on track, and reach your goals.

So, what are you waiting for? Embrace the power of complete instructions and charts, and unlock your full potential for success!



Elegant Dragons Lace Curtain Filet Crochet Pattern: Complete Instructions and Chart

by Claudia Botterweg (Kindle Edition)

★★★★☆ 4.7 out of 5

Language : English

File size : 1497 KB

Text-to-Speech : Enabled

Screen Reader : Supported

Enhanced typesetting : Enabled

Print length : 48 pages

Lending : Enabled




Originally designed by Josephine Wells in 1924 as a protective chair back cover or door panel, this pattern will make a wonderful curtain for your windows.

Included are the original Hedeboe or Danish antique embroidery lace instructions for the lace motifs in the side panels.

This is not your usual scanned vintage crochet pattern. To make this pattern great for today's crocheter I wrote complete instructions, expanded the written instructions so you won't need to skip around, and made an easy to follow chart. I also changed the written instructions to use modern US crochet terms.

The only stitches you need to know to complete this lace are: chain stitch, single crochet, double crochet, double treble and slip stitch. Instructions are not included for the embroidery or hemstitching.



Discover 100 Spanish Short Stories For Beginners and Learn Spanish Through Immersive Stories

Have you always wanted to learn Spanish, but found traditional methods too boring or ineffective? Well, we have a solution that will not only make learning more enjoyable but...



Complete Instructions And Chart: The Ultimate Guide for Success

Are you tired of feeling overwhelmed and confused when it comes to following instructions? Look no further! In this comprehensive guide, we will provide you with complete...




The Best Guide To Traveling In Switzerland

Switzerland, known for its breathtaking landscapes, picturesque villages, and world-class infrastructure, is a dream destination for many travelers. Whether you are a nature...




Collection Of Top Down Round Yoke Patterns To Knit

Knitting is an incredibly versatile craft that allows you to create stunning garments and accessories. If you're looking for a new knitting project, why...



Having Top Venture Capitalists On Your Board Can Propel Your Business to New Heights

When it comes to growing your startup and taking it to new heights, having top venture capitalists on your board can make all the difference. These seasoned professionals...




The Ultimate Beginner Guide To Manga

Are you fascinated by the mesmerizing world of Japanese comics? Looking to dive into the rich and vibrant universe of manga? In this ultimate beginner guide, we will take...



How To Make Friends - The Ultimate Guide

Friendship is an essential part of our lives. Having close friends not only brings joy and happiness to our existence, but it also provides us with...



Bolts Robot Dog Sprockets: The Future of Canine Companions

In a world increasingly dominated by technology, it was only a matter of time before our furry friends got a digital makeover. Enter Bolts Robot Dog Sprockets, the...