

Combining Wigs Weaves Hair Extensions Made Simple



The world of hair extensions can be overwhelming with countless options available. From wigs to weaves and hair extensions, it's no wonder that many people find it challenging to decide which one to choose. However, what if you could combine these three options to achieve a truly flawless and unique hairstyle? In this article, we will explore the art of combining wigs, weaves, and hair extensions to transform your look effortlessly.

Why Combine Wigs, Weaves, and Hair Extensions?

Combining wigs, weaves, and hair extensions opens up a wide range of styling possibilities that cannot be achieved with just one method alone. Each of these methods brings its own set of advantages, allowing you to create various hairstyles and enhance the overall volume and length of your hair. By blending these techniques, you can take advantage of the best features of each method to

achieve a stunning and natural-looking hairstyle that suits your unique personality.



Combining Wigs, Weaves & Hair Extensions Made Simple by Angus Konstam (Kindle Edition)

★★★★☆ 4.4 out of 5

Language : English
File size : 19697 KB
Text-to-Speech : Enabled
Screen Reader : Supported
Enhanced typesetting : Enabled
X-Ray for textbooks : Enabled
Print length : 191 pages
Lending : Enabled



The Process of Combining Wigs, Weaves, and Hair Extensions

Combining wigs, weaves, and hair extensions may seem complex, but it can be broken down into simple steps. Here's how you can achieve a seamless blend:

Step 1: Choosing the Right Type of Wig

The first step is to select a wig that matches your natural hair color, texture, and desired style. Wigs come in various types, including synthetic and human hair. Opt for a high-quality wig that blends seamlessly with your own hair to create a natural look.

Step 2: Preparing Your Natural Hair

Before adding any extensions, ensure that your natural hair is clean, dry, and neatly styled. Consider using a leave-in conditioner or primer to protect your hair from any potential damage caused by the extensions.

Step 3: Applying the Weave

Weaves are a popular method for adding length and volume to your existing hair. Choose a weave that matches your hair color and texture, and apply it carefully using a thread and needle or using an adhesive method. Make sure to secure the weave firmly to prevent any slippage or discomfort.

Step 4: Adding Hair Extensions

To enhance the overall look of your hairstyle, consider adding hair extensions. These can be clip-in extensions, tape-in extensions, or bonded extensions, depending on your preference. Make sure to select extensions that match your natural hair color and blend well with the weave and wig.

Step 5: Blending and Styling

Once all the components are in place, it's time to blend everything together for a seamless look. Use a straightener or curling iron to style your hair as desired, ensuring that the weave, wig, and extensions blend perfectly. Finish off with some hairspray to set the style and maintain its hold throughout the day.

Tips and Tricks for a Successful Combination

While combining wigs, weaves, and hair extensions can be an exciting way to transform your hairstyle, it's important to keep a few things in mind:

- Choose high-quality products: Invest in good-quality wigs, weaves, and hair extensions to ensure a natural look and long-lasting results.
- Seek professional help if needed: If you're new to the world of hair extensions, it's beneficial to consult with a professional stylist who can guide you through the process and help you achieve the desired results.

- Regular maintenance is key: Proper care and maintenance are essential to keep your combined hairstyle looking its best. Follow the recommended guidelines for each product and maintain a regular cleaning and styling routine.
- Experiment with different styles: Don't be afraid to try out different combinations and styles. The beauty of combining wigs, weaves, and hair extensions is that it offers endless possibilities for unique looks.

In

Combining wigs, weaves, and hair extensions is a fantastic way to achieve a flawless and personalized hairstyle. By understanding the process and following the steps outlined in this article, you can create stunning looks that will turn heads wherever you go. Remember to choose high-quality products, seek professional guidance if needed, and maintain your combined hairstyle properly to enjoy long-lasting and beautiful results.



Combining Wigs, Weaves & Hair Extensions Made

Simple by Angus Konstam (Kindle Edition)

★★★★☆ 4.4 out of 5

Language : English
File size : 19697 KB
Text-to-Speech : Enabled
Screen Reader : Supported
Enhanced typesetting : Enabled
X-Ray for textbooks : Enabled
Print length : 191 pages
Lending : Enabled




Learn to create machine sewn wigs, sew your own hair weaves, create your own hair wefts and hair closures. Learn how to create the new non damaging way to attach you wigs or hair extensions. Great step by step guide with lots of pictures.



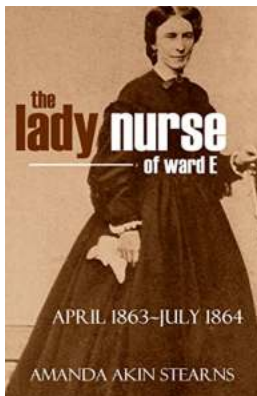
Combining Wigs Weaves Hair Extensions Made Simple

The world of hair extensions can be overwhelming with countless options available. From wigs to weaves and hair extensions, it's no wonder that many...



Interviews With The Image Masters

Are you ready to delve into the minds of the world's finest image masters? We have conducted exclusive interviews with these creative geniuses, and in this article, we...



The Lady Nurse of Ward 1863-1864: Annotated New Intro

Are you ready to dive into the fascinating life of The Lady Nurse of Ward 1863-1864? This incredible woman played a crucial role in the medical field during one...



Unlock the Secrets Behind the Scenes - A Practical Guide to Backstage

Have you ever wondered what goes on behind the scenes of your favorite concerts, shows, or events? The stage is set,...



Become Your Own Forex Trader Success Booklet - Unlock Your Potential!

The Ultimate Guide to Mastering Forex Trading and Achieving Financial Independence Are you tired of relying on others when it comes to your investments?...




The Complete Guide To Your Minimalist Closet And Confident Style

Are you tired of standing in front of your overflowing closet every morning, feeling overwhelmed and indecisive about what to wear? Do you find yourself constantly...



Wot And Nott Race Against Time - A Thrilling Adventure!

Are you ready for a heart-pounding adventure that will keep you on the edge of your seat? Look no further than "Wot And Nott Race Against Time"! This captivating tale,...



New Theories And Cases On Evolving Technologies And Business Models Management: Exploring the Future of Business

As technology continues to rapidly evolve, it's crucial for businesses to stay ahead of the curve. Implementing and managing new technologies and business models is no longer...