

Christmas Gnomes Cross Stitch Patterns - A Festive Holiday Craft



Christmas is just around the corner, and what better way to celebrate the holiday season than by indulging in some festive crafting? One popular choice among crafting enthusiasts is cross stitch, a timeless art form that allows you to create beautiful designs through a series of counted stitches. In recent years, Christmas gnome cross stitch patterns have gained popularity due to their whimsical and charming nature. These adorable gnomes, with their pointy hats and long beards, bring a touch of magic and joy to any holiday project. In this article, we will explore the world of Christmas gnome cross stitch patterns and discover how to create your very own festive masterpieces.

Why Choose Christmas Gnomes?

Christmas gnomes, also known as tomtes or nisse, are mythical creatures originating from Scandinavian folklore. They are believed to protect houses and barns, bringing good luck to those who treat them kindly. These cute little beings have become popular holiday decorations worldwide, symbolizing the warmth and joy of Christmas. Incorporating Christmas gnomes into your cross stitch projects can add a dash of whimsy and festive cheer to your home decor, or even make wonderful gifts for loved ones.



Christmas Gnomes Cross Stitch Patterns

by Kellie Stafford (Kindle Edition)

★★★★☆ 4.8 out of 5

Language : English

File size : 190149 KB

Text-to-Speech : Enabled

Screen Reader : Supported

Enhanced typesetting : Enabled

Print length : 71 pages

Lending : Enabled



Getting Started with Cross Stitch

If you're new to cross stitch, don't worry! It's a beginner-friendly craft that can be easily learned with a few basic supplies and some patience. To get started with cross stitch, you will need:

- Aida fabric - a specially woven fabric with evenly spaced holes
- Cross stitch needles
- Embroidery floss in various colors

- Embroidery hoop
- Sharp scissors
- Cross stitch pattern

Finding the Perfect Christmas Gnome Cross Stitch Pattern

When it comes to choosing a cross stitch pattern, the options are endless. You can find ready-made patterns in craft stores or online, or you can create your own from existing images or drawings. To enhance the festive charm of your project, look for Christmas gnome cross stitch patterns that feature intricate details, vibrant colors, and playful designs. The alt attribute for the image below is: "Christmas Gnomes Cross Stitch Pattern - Santa Gnome with Gifts and Reindeer".



Choosing the Right Colors

Color selection plays a crucial role in bringing your cross stitch project to life. For Christmas gnome patterns, opt for traditional holiday colors such as red, green, white, and gold. These colors will help create a festive atmosphere and highlight the whimsical nature of the gnomes. Consider the background fabric color as

well, as it can significantly impact the overall look of your design. Choose a fabric color that complements the colors used in your pattern.

Dive into the Stitching Process

Now that you have your pattern and supplies ready, it's time to dive into the stitching process. Start by securing your Aida fabric in the embroidery hoop, ensuring that it is taut and the fabric is centered. Thread your needle with the desired color of embroidery floss, and begin stitching following the pattern's instructions. Cross stitch uses two types of stitches: the cross stitch and the backstitch. The cross stitch is the foundation of your design, while the backstitch adds outlines and fine details.

Adding Personal Touches

Once you've completed the main design, why not add some personal touches to make your project stand out? You can embellish your cross stitch with metallic threads, beads, or sequins to add a touch of sparkle and dimension. Additionally, consider framing your finished piece or turning it into a decorative ornament. This will allow you to showcase your creation and add a festive touch to your holiday decorations.

Christmas gnome cross stitch patterns provide a delightful way to engage in festive crafting during the holiday season. Whether you're a beginner or an experienced cross stitcher, these charming patterns offer a wide range of creative possibilities. By choosing intricate designs, vibrant colors, and incorporating personal touches, you can create unique and eye-catching Christmas gnome cross stitch projects. Bring the magic of Christmas into your home with these adorable gnomes and enjoy the satisfaction of creating beautiful handmade decorations.



Christmas Gnomes Cross Stitch Patterns

by Kellie Stafford (Kindle Edition)

★★★★☆ 4.8 out of 5

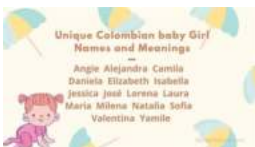
Language : English
File size : 190149 KB
Text-to-Speech : Enabled
Screen Reader : Supported
Enhanced typesetting : Enabled
Print length : 71 pages
Lending : Enabled



These cross-stitch patterns are the perfect craft to add some adorable winter decor to your home or give as Christmas gifts!

- Full-color charts
- DMC floss color recommendations
- Easy to read pattern layouts

Please note, this book only contains patterns, not instructions on how to do the basic "x" used in cross-stitch. We do not use any special stitching techniques, so patterns are suitable for most beginner-advanced cross stitchers!



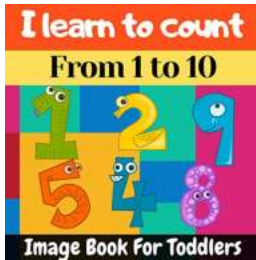
Discover the Charm of Names From Colombia For Girls And Boys

Colombia, a vibrant and culturally diverse country located in South America, is known for its rich history, breathtaking landscapes, and warm-hearted people. But did you know...




Christmas Gnomes Cross Stitch Patterns - A Festive Holiday Craft

Christmas is just around the corner, and what better way to celebrate the holiday season than by indulging in some festive crafting? One popular choice among...




Learn To Count From 1 to 10

Counting is an essential skill that we use throughout our lives. From basic arithmetic to complex calculations, counting forms the foundation of our...




The Tetrachrome Spiralskyway Mad River Magic: Unlocking the Mysterious Power of Colors

Are you ready to embark on a mind-bending journey through the realms of color? Prepare to unravel the enigmatic secrets of The Tetrachrome Spiralskyway Mad River Magic. In...




Discover the Artistry Behind Realistic Pet Portraits In Colored Pencil

Are you a pet lover and an art enthusiast? There is a unique art form that perfectly combines these two passions - realistic pet portraits in colored pencil. With their...




The American West At The End Of The Twentieth Century Railroads: Past And Present

As the sun sets on the vast plains of the American West, an indelible mark is left by the iron giants that shaped the region's history - the railroads. From their inception...



Experience the Electric Rhythm of Rock and Roll Dances in 1950s America

Step back in time to the vibrant dance floors of 1950s America, where the rise of rock and roll music revolutionized the way people moved and grooved. This era witnessed the...



Mona Lisa Life Discovered - Unlocking Secrets of the World's Most Famous Portrait

For centuries, the enigmatic smile of Leonardo da Vinci's Mona Lisa has captivated the world. The 16th-century masterpiece, displayed in the Louvre Museum in Paris,...

[christmas gnomes cross stitch](#)

[christmas gnomes cross stitch patterns](#)

[christmas gnome cross stitch pattern free](#)

[christmas gnome cross stitch kit](#)