

Brick Stitch Earrings Seed Bead Patterns: 24 Projects Gift For The Needlewomen

Are you a fan of handmade jewelry? Do you enjoy creating unique and personalized accessories? If so, then brick stitch earrings with seed bead patterns could be your next favorite project! Not only are these earrings visually stunning, but they also allow you to showcase your creativity and style. In this article, we will delve into the fascinating world of brick stitch earrings and explore 24 different patterns that will be a perfect gift for any needlewoman.


What is Brick Stitch?

Brick stitch is a popular beading technique that involves sewing beads together to create intricate patterns. The technique gets its name from the brick-like arrangement of beads in each row, which creates a visually appealing and structured design. In brick stitch, beads are individually stitched to a foundation row, making it possible to create complex shapes and patterns.

Why Choose Brick Stitch Earrings?

Brick stitch earrings have gained immense popularity due to their versatility and uniqueness. Unlike traditional earrings, brick stitch earrings allow you to experiment with different colors, shapes, and patterns. You can create earrings that complement your outfit or make a statement piece that stands out on its own. The possibilities are endless!

Brick Stitch Earrings Seed Bead Patterns 24 projects - Gift for the needlewomen: Beadweaving Brick Stitch Technique Earrings Collection Beading patterns (Brick Stitch Earrings Patterns



Book 1)

by Trickster Publishing Academy ([Print Replica] Kindle Edition)

★★★★☆ 4.6 out of 5

Language : English

File size : 6499 KB

Screen Reader: Supported

Print length : 27 pages

Lending : Enabled



Furthermore, creating brick stitch earrings is a rewarding experience. The process itself is meditative and offers a sense of tranquility. As you carefully thread each bead and see the pattern come to life, you'll be filled with a sense of accomplishment and pride.

24 Brick Stitch Earrings Seed Bead Patterns

1. Sunset Serenade: Capture the vibrant hues of a summer sunset with this gorgeous brick stitch pattern. Using warm shades of orange, red, and yellow seed beads, these earrings will truly make a statement.



2. Ocean Reflection: Dive into the depths of the ocean with this mesmerizing brick stitch pattern. Play with different shades of blue and green seed beads to create a pair of earrings that mirror the tranquility of the sea.



3. Floral Symphony: Embrace your love for flowers with this delicate floral brick stitch pattern. Mix and match different colored seed beads to create unique and whimsical designs that will add a touch of nature to your style.



4. Geometric Delight: If you prefer a more modern and abstract design, this geometric brick stitch pattern is perfect for you. Experiment with sharp angles and bold colors to create earrings that make a bold fashion statement.

Beaded Earrings Pattern



PDF
PATTERN

Two-drop brick stitch
+
Fringe

5. Boho Chic: Channel your inner bohemian spirit with these boho-inspired brick stitch earrings. Mix earthy tones and natural materials like wooden beads to create unique pieces that are both trendy and environmentally-friendly.




6. Romantic Rose: Show your romantic side with these elegant rose-inspired brick stitch earrings. Use various shades of red and pink seed beads to create a timeless accessory that adds a touch of grace to any outfit.



7. Tribal Fusion: Combine tribal motifs and modern aesthetics with this captivating brick stitch pattern. Mix bold colors and intricate geometric designs to create earrings that are a true reflection of your unique style.



8. Celestial Dreams: Capture the ethereal beauty of the night sky with these celestial-inspired brick stitch earrings. Play with deep blue and shimmering silver seed beads to create a pair of earrings that are out of this world.




Beaded earrings
with fringe

Instant download, PDF format

Brick stitch pattern EARRINGS

9. Pearl Elegance: Add a touch of sophistication to your accessory collection with these pearl-inspired brick stitch earrings. Combine seed beads with elegant pearl accents to create timeless pieces that exude elegance.




10. Whimsical Butterfly: Embrace your free spirit with these whimsical butterfly brick stitch earrings. Mix and match vibrant colors to create a playful accessory that will brighten up any outfit.



11. Vintage Glam: Step back in time with these vintage-inspired brick stitch earrings. Experiment with antique-style beads and colors to create retro accessories that are sure to turn heads.


BRICK STITCH EARRING PATTERNS

-MEGAN M. BAKER-




Copyright © 2009 by Megan Baker Distributed by Sova-Enterprises.com / Bead-Patterns.com

12. Abstract Art: Let your imagination run wild with these abstract art-inspired brick stitch earrings. Play with asymmetrical shapes and bold color combinations to create wearable art that reflects your artistic side.

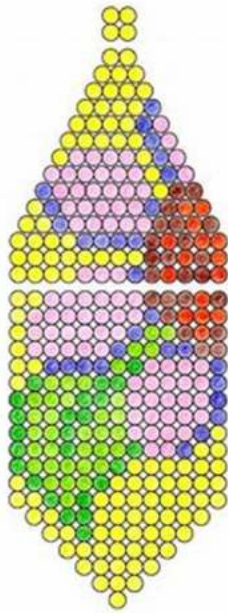


13. Autumn Leaves: Celebrate the beauty of autumn with these leaf-inspired brick stitch earrings. Use shades of orange, yellow, and brown to create earrings that embody the warm and cozy vibes of the season.



brickstitchbeadpatterns.com

14. Dainty Daisies: Embrace the simplicity and beauty of daisies with these charming brick stitch earrings. Play with different shades of white and yellow seed beads to create a pair of earrings that add a touch of elegance to any look.



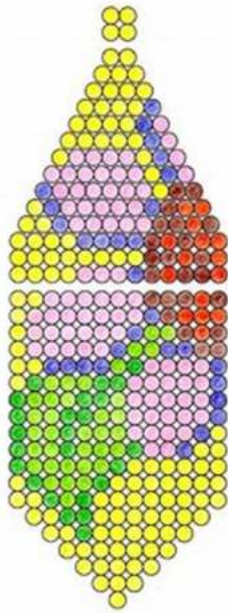
Pink Daisy Earring
Brick Stitch Pattern



- * Bead Count:
- (A) (A) Bright Yellow - 117
 - (B) (B) Pink - 82
 - (C) (C) Violet - 29
 - (D) (D) Light Brown - 23
 - (E) (E) Orange - 15
 - (F) (F) Green - 24
 - (G) (G) Yellow Green - 35
- * 13 bead, 3 drop base row.

brickstitchbeadpatterns.blogspot.com

15. Bold and Bright: Make a bold fashion statement with these vibrant and eye-catching brick stitch earrings. Combine different shades of neon and primary colors to create accessories that demand attention.



Pink Daisy Earring
Brick Stitch Pattern


- * Bead Count:
- (A) (A) Bright Yellow - 117
 - (B) (B) Pink - 82
 - (C) (C) Violet - 29
 - (D) (D) Light Brown - 23
 - (E) (E) Orange - 15
 - (F) (F) Green - 24
 - (G) (G) Yellow Green - 35
- * 13 bead, 3 drop base row.

brickstitchbeadpatterns.blogspot.com

16. Nature's Serenity: Connect with nature and find inner peace with these serene nature-inspired brick stitch earrings. Use earthy tones and motifs like leaves and birds to create earrings that embody tranquility.



17. Delicate Snowflake: Bring the magic of winter to your accessories with these delicate snowflake-inspired brick stitch earrings. Create intricate designs using clear and silver seed beads to capture the intricate beauty of snowflakes.



18. Playful Kittens: Show your love for our feline friends with these adorable kitten-inspired brick stitch earrings. Use shades of brown, black, and white to create earrings that capture the playful and charming nature of kittens.


Earring Season



19. Tribal Fusion: Combine tribal motifs and modern aesthetics with this captivating brick stitch pattern. Mix bold colors and intricate geometric designs to create earrings that are a true reflection of your unique style.

BRICK STITCH EARRING PATTERNS

-MEGAN M. BAKER-




Copyright © 2009 by Megan Baker Distributed by Sova-Enterprises.com / Bead-Patterns.com

20. Lunar Eclipse: Capture the beauty of a lunar eclipse with these mesmerizing brick stitch earrings. Play with shades of gray and black seed beads to create accessories that are truly out of this world.



21. Classic Pearls: Add a touch of timeless elegance to your accessory collection with these classic pearl-inspired brick stitch earrings. Create chic and sophisticated looks by combining seed beads with delicate pearl accents.



22. Flower Power: Embrace the spirit of the 60s with these groovy flower power brick stitch earrings. Mix and match vibrant colors and floral designs to create accessories that transport you back to the era of peace and love.



23. Art Deco: Step into the opulent world of the roaring 20s with these art deco-inspired brick stitch earrings. Create geometric patterns using black, white, and gold seed beads to add a touch of Gatsby-like glamour to your outfits.



24. Whimsical Unicorn: Unleash your inner magical creature with these whimsical unicorn brick stitch earrings. Use pastel colors and sparkling accents to create earrings that channel mystical vibes.




A Perfect Gift for Needlewomen

Whether you're an experienced jewelry maker or a beginner looking to explore new crafts, brick stitch earrings with seed bead patterns offer a delightful and fulfilling creative outlet. The wide range of patterns and styles ensures that you'll never run out of ideas for your next project.

These handmade earrings also make for a meaningful and special gift. The time, effort, and creativity put into each pair of earrings will make the recipient feel genuinely appreciated and loved. So why not surprise the needlewoman in your life with a beautiful set of brick stitch earrings personalized just for her?

In , brick stitch earrings with seed bead patterns are an excellent way to express your creativity, showcase your personal style, and create breathtaking accessories. With 24 different patterns to choose from, you'll have endless opportunities to enhance your jewelry collection or gift a truly unique and handmade piece to someone special.



Brick Stitch Earrings Seed Bead Patterns 24 projects - Gift for the needlewomen: Beadweaving Brick Stitch Technique Earrings Collection Beading patterns (Brick Stitch Earrings Patterns Book 1)

by Trickster Publishing Academy ([Print Replica] Kindle Edition)

★★★★☆ 4.6 out of 5

Language : English

File size : 6499 KB

Screen Reader : Supported

Print length : 27 pages


Lending : Enabled



This book is a great gift for the needleworker who loves creative beading activities. It contains popular beading schemes depicting flowers, roses, birds and more. The book contains 24 ideas. Each design contains a large weaving diagram with guides and a bead list.

To make this pattern you will need Miyuki Delika size 10, 11/0, Toho or Czech size 10/0 beads, thread, a needle and my self-study guide. You will also need knowledge of brick stitch or peyote techniques. In this book you will find instructions on how to weave in these two ways.

Thank you!




Brick Stitch Earrings Seed Bead Patterns: 24 Projects Gift For The Needlewomen

Are you a fan of handmade jewelry? Do you enjoy creating unique and personalized accessories? If so, then brick stitch earrings with seed bead patterns could be your next...



Sissy Plants Carrot Growing - The Ultimate Guide to Growing Delicious Carrots

Welcome to the ultimate guide to growing delicious carrots! In this article, we will dive deep into the world of carrot cultivation and explore the tips...




"Flora and the Peacocks" Molly Idle: A Captivating Tale of Dance and Friendship

"Flora and the Peacocks" by Molly Idle. Are you ready for an enchanting story that will transport you to a world of beauty and grace? Look no further...



With Basics Of SQL Digital Retention Strategies And Latest Case Studies

The Importance of SQL in Digital Retention Strategies In today's highly digitalized world, businesses and organizations are constantly...



Hiking Ohio: Explore America's Best Day Hiking Trails

Ohio, known as the Buckeye State, is not only famous for its sports teams or Rock and Roll Hall of Fame, but also for its stunning hiking trails. Nestled...




Simple Complete Manual For Beginners And Seniors With Pictures Step By Step

Are you a beginner looking to learn something new? Or maybe a senior who wants to explore the digital world? Well, you're in the right place! In this comprehensive guide, we...



Inside America's Soccer Feud Between MLS, NASL, and USL

America has always been a nation passionate about sports, and one sport that has captured the hearts of millions of Americans is soccer. However, behind the scenes,...



Tales And Tips From Our Cruising Adventure Canada To Florida And The Bahamas

Embarking on a cruising adventure from Canada to Florida and the Bahamas is a one-of-a-kind experience that offers breathtaking sights, unforgettable memories, and valuable...