



Braiding Solutions For The Kumihimo Disk: Unlocking Creativity with Versatile Techniques



Do you have a passion for creating beautiful braided designs? Are you looking for a versatile tool that can take your braiding projects to the next level? Look no further than the Kumihimo Disk. This innovative tool offers endless possibilities for creating intricate and stunning braided patterns.

What is Kumihimo?

Kumihimo is a traditional Japanese braiding technique that dates back to the Heian period. The word "Kumihimo" translates to "gathered threads" in Japanese. It involves interlacing strands of thread or yarn to create intricate patterns and designs. Over the years, Kumihimo has evolved and adapted to various cultures, making it a popular choice for creative enthusiasts worldwide.



Braiding with Beads 2: Braiding Solutions for the Kumihimo Disk by Karen DeSousa (Kindle Edition)


★★★★☆ 4.2 out of 5

Language : English
File size : 25618 KB
Text-to-Speech : Enabled
Enhanced typesetting : Enabled
Print length : 85 pages
Lending : Enabled
Screen Reader : Supported



The Kumihimo Disk: Your Ultimate Braiding Companion


The Kumihimo Disk is a modern twist on the traditional Kumihimo braiding technique. It is a lightweight and portable tool that allows you to create beautiful braided designs with ease. The disk features notches and slots that guide the threads, making it a perfect choice for beginners and experts alike.



Unlocking Endless Creative Possibilities

The Kumihimo Disk offers a wide range of braiding techniques that allow you to experiment and create unique designs. Here are some popular techniques you can try:

1. Round Braid




The round braid is one of the most common Kumihimo techniques. It creates a beautiful, round braid that is perfect for bracelets, necklaces, and even decorative cords. With the Kumihimo Disk, you can easily create intricate round braids by following the simple thread placement instructions.

2. Flat Braid



The flat braid technique creates a wider and flatter braid compared to the round braid. It is ideal for creating sturdy straps, belts, or decorative borders on garments. The Kumihimo Disk guides you through the thread placement, allowing you to create consistent and symmetrical flat braids effortlessly.

3. Square Braid



The square braid technique creates a unique braided pattern with a square shape. It can be used to create striking bracelets, keychains, or embellishments for bags and accessories. With the Kumihimo Disk, you can easily follow the thread pattern and achieve precise square braids every time.

Expanding Your Skills: Advanced Kumihimo Techniques

If you're ready to take your braiding skills to the next level, the Kumihimo Disk offers advanced techniques for more intricate designs. These techniques require a bit more practice and patience, but the results are truly mesmerizing:

1. Zigzag Braid

The zigzag braid technique adds an extra element of complexity to your designs. It creates zigzag patterns that can be incorporated into various projects, such as decorative trims or edging on garments. With the Kumihimo Disk, you can easily control the zigzag pattern by following the thread placement instructions.

2. Spiral Braid

The spiral braid technique creates mesmerizing braided patterns that resemble spirals. It can add a unique touch to your jewelry designs or even be used as decorative elements on clothing or home decor items. The Kumihimo Disk provides clear instructions for achieving precise and consistent spiral braids.

Taking Inspiration from Traditional Kumihimo Patterns

While the Kumihimo Disk allows for endless creativity, it's always worth exploring traditional Kumihimo patterns for inspiration. Traditional patterns often carry cultural significance and can add a unique touch to your projects. Some popular traditional Kumihimo patterns include:

1. Hira Kara Gumi

The Hira Kara Gumi pattern creates a simple yet elegant design using four strands of thread. It is a great starting point for beginners and can be modified to create more intricate patterns.


2. Yatsu Kara Gumi

The Yatsu Kara Gumi pattern involves using eight strands of thread to create a more complex design. It offers a myriad of possibilities for creating visually stunning braids.

Experimenting with Beads and Colors

One of the greatest advantages of using the Kumihimo Disk is its flexibility when it comes to incorporating beads and colors. You can add beads to your braids to create beautiful patterns or choose threads in different colors to achieve unique color combinations. Let your creativity flow and experiment with various bead sizes and colors to add a personal touch to your designs.

The Kumihimo Disk is a powerful tool that unlocks countless possibilities for braiding enthusiasts. Whether you're a beginner or an experienced braider, the Kumihimo Disk offers a versatile platform to unleash your creativity. From classic round and flat braids to more intricate zigzag and spiral designs, the Kumihimo Disk is sure to elevate your braiding projects to new heights. So, grab your disk, choose your threads, and start braiding!




Braiding with Beads 2: Braiding Solutions for the Kumihimo Disk by Karen DeSousa (Kindle Edition)

★★★★☆ 4.2 out of 5

Language : English
File size : 25618 KB
Text-to-Speech : Enabled
Enhanced typesetting : Enabled
Print length : 85 pages
Lending : Enabled
Screen Reader : Supported



Braiding with Beads 2 tackles new ideas and enhances some old ones. New topics include how to braid with cores to get different effects. How to use cores to change color mid-braid. How to use cores to change the shape of the braid. How to solve common design problems. What do to when the beads you want to use have holes that are too small for the desired fiber or the beads are too big for the disk. A clever way to turn a round braid flat. How to braid with two hole beads. How to cover up a mistake. And since everyone else has gone nuts with 3-D, we've even added the third dimension to kumihimo. We introduce some new patterns and add a pretty twist to an old favorite. Suitable for all levels of braiders.



Farewell To Cedar Key: Anna Nicholas Says Goodbye To Her Beloved Island

For years, Cedar Key has been the picturesque backdrop to Anna Nicholas' life. The small coastal town, with its quaint charm and untouched beauty, has been the place she...




Unveiling the Hidden Gems of Salzburg: My Top Five Experiences

Gentle hills blanketed with vibrant green, majestic castles perched atop rocky outcrops, and the enchanting sounds of music filling the air; this is the...



The 3,000-word Epic Tale of The Adventures Of Baby Crow: A Journey Like No Other!

Once upon a time, in a mystical forest far, far away, a remarkable journey unfolded. It all began with an unexpected arrival – the birth of a little bird known as...



Braiding Solutions For The Kumihimo Disk: Unlocking Creativity with Versatile Techniques

Do you have a passion for creating beautiful braided designs? Are you looking for a versatile tool that can take your braiding projects to the next level? Look no...



Katana at Super Hero High: Unlocking Her Inner Warrior - DC Super Hero Girls

Are you ready to dive into the world of powerful warriors? Look no further, as we take a closer look at Katana's journey at Super Hero High in the DC Super Hero Girls...



The Ultimate Bangkok Temple Map For Thonburi: Explore the Mystical Side of the City!

Bangkok, the bustling capital city of Thailand, is known for its vibrant street life, bustling markets, and ornate temples. With over 400 temples in the city, it can be...



Bill Belichick Vs The NFL: A Rivalry for the Ages

Since joining the New England Patriots in 2000, Bill Belichick has established himself as one of the greatest coaches in NFL history. His ability to adapt and...



Knitting Patterns For Beginners: The Ultimate Guide to Master the Art of Knitting

Knitting is a captivating craft that allows you to create beautiful and functional items using just a pair of needles and some yarn. It's a...

[braids with beads hairstyles 2022 pictures](#)

[little girl braids with beads 2022](#)

[little girl braids with beads 2021](#)