

Bingo Sign Plastic Canvas Pattern - A Perfect Addition for Your Stitching Collection

Are you an avid crafts lover? Do you enjoy creating beautiful and unique items with your own hands? If so, then you're in for a treat. Today, we're here to introduce you to the world of Bingo Sign Plastic Canvas Pattern.


[\[view image\]](#)

What is Plastic Canvas Pattern?

Plastic canvas is a versatile material that crafters use to create various three-dimensional projects, such as wall hangings, coasters, and tissue box covers. The canvas is made from stiff plastic grids that come in different sizes and shapes. By following a plastic canvas pattern, you can bring your imagination to life and craft beautiful designs.

Why Choose Bingo Sign Plastic Canvas Pattern?

The Bingo Sign Plastic Canvas Pattern is an excellent choice for crafters who enjoy creating intricate and eye-catching designs. This pattern features a detailed image of a Bingo sign, complete with vibrant colors and intricate details. Whether you're a beginner or an experienced stitcher, this pattern will provide you with the perfect challenge and opportunity to showcase your skills.



Bingo Sign: Plastic Canvas Pattern

by Dancing Dolphin Patterns (Kindle Edition)

★★★★☆ 4.9 out of 5

Language : English

File size : 3868 KB

Screen Reader : Supported

Print length : 6 pages



Benefits of Working with Plastic Canvas Pattern

There are several reasons why working with plastic canvas patterns, such as the Bingo Sign pattern, can be a great addition to your crafting repertoire:

- **Creativity:** Plastic canvas patterns allow you to express your creativity and create one-of-a-kind pieces. You can experiment with different colors, stitches, and embellishments to make each project unique.
- **Versatility:** Plastic canvas projects can be used in various ways, from wall decor to functional items like coasters and tissue box covers. The possibilities are endless!
- **Relaxation:** Stitching plastic canvas can be a great way to relax and unwind after a long day. The repetitive motions of stitching can have a calming effect on your mind and help reduce stress.
- **Personalized Gifts:** Handmade items always make thoughtful and heartfelt gifts. By working with plastic canvas patterns, you can create personalized gifts for your loved ones, making them feel special and cherished.

How to Get Started with Bingo Sign Plastic Canvas Pattern

To get started with your Bingo Sign Plastic Canvas Pattern project, you'll need a few essential supplies:

1. Plastic canvas sheets
2. Tapestry needle
3. Embroidery floss

4. Scissors
5. Optional: Beads, sequins, or other embellishments

Once you have your supplies ready, follow these steps to create your Bingo Sign masterpiece:

1. Print or trace the Bingo Sign Plastic Canvas Pattern onto your plastic canvas sheets.
2. Cut out the canvas according to the pattern dimensions.
3. Thread your tapestry needle with embroidery floss in your desired colors.
4. Start stitching following the pattern instructions, using appropriate stitches for each section.
5. Continue stitching until you've completed the entire design.
6. Optional: Add beads, sequins, or other embellishments to enhance the design.
7. Once you finish, trim any excess canvas and secure the edges to prevent fraying.
8. Display your finished Bingo Sign Plastic Canvas Pattern proudly or gift it to someone special.

Inspiration and Tips


To keep you motivated and inspired throughout your Bingo Sign Plastic Canvas Pattern journey, here are some tips to enhance your experience:

- **Explore Color Combinations:** Play around with different color schemes to create unique variations of the Bingo Sign design. Let your imagination run

wild and experiment!

- **Join a Crafting Community:** Connect with fellow crafters, share your progress, and seek advice by joining online crafting communities or attending local crafting groups. This can be a great way to exchange tips and tricks and find inspiration from other stitchers.
- **Practice Different Stitches:** Don't be afraid to try out new stitches and techniques as you work on your Bingo Sign project. This will not only improve your skills but also add more texture and interest to your finished piece.
- **Showcase Your Finished Projects:** Share your finished Bingo Sign Plastic Canvas Pattern piece on social media platforms or crafting forums. The positive feedback and encouragement from fellow crafters can boost your confidence and motivate you to take on more exciting projects.

Bingo Sign Plastic Canvas Pattern is a delightful addition to any stitching collection. Its vibrant colors, intricate design, and the joy of creating something unique make it an excellent choice for stitching enthusiasts of all levels. By working with plastic canvas patterns, you unleash your creativity, relax your mind, and craft remarkable pieces that can double as thoughtful gifts. So, grab your supplies, choose your color palette, and begin your Bingo Sign Plastic Canvas Pattern project today!



Bingo Sign: Plastic Canvas Pattern

by Dancing Dolphin Patterns (Kindle Edition)

★★★★☆ 4.9 out of 5

Language : English

File size : 3868 KB

Screen Reader : Supported

Print length : 6 pages



This is a handy sign to raise high when you win the jackpot at bingo! Everyone will be able to see your bingo and not just hear you when you yell to claim your prize! This handheld sign is a perfect companion piece for your bingo bag. Finished size is approx. 6.25" X 11.25". Stitch this plastic canvas pattern using 7 count plastic canvas mesh, and medium weight yarn.

Plastic canvas is a variation of needlepoint and other canvas work crafts, such as embroidery. Our patterns are designed to use acrylic or wool based yarns in medium or worsted weights. Because plastic canvas mesh is so rigid, it is perfect for creating 3-dimensional objects such as tissue box covers, small jewelry and trinket boxes, handbags, magnets, dolls, vases, napkin holders, wind chimes and many other types of both decorative and useful items. Dancing Dolphin Patterns have full instructions, and large full color charts.

Plastic canvas comes in different colors and with various size holes for different thicknesses of yarn. As with any textile canvas, the hole size is called count. For example, 10-count plastic canvas mesh has 10 holes per linear inch. The most common sizes are 5, 7, 10, and 14 count. It is sold most often in sheets; pre-cut shapes are available in circles, triangles and novelty shapes such as butterflies, hearts, and stars. Our patterns are designed using 7 count plastic canvas mesh.



100 Sampler Blocks Inspired By The Best Selling Novel Circle Of Quilters

Have you ever read a book that inspired you in ways you never expected? Novels have the power to touch our hearts, ignite our imagination, and even influence our everyday...




Knit Now Fresh New Designs - The Ultimate Collection of Exquisite Knitting Patterns

Are you tired of knitting the same old patterns over and over again? Do you long for fresh and unique designs that will make your knitting projects stand out? Look no...



Transform Your Wardrobe with Simple To Sew Vintage Style Accessories

Are you a fan of vintage fashion? Do you admire the elegant and timeless style of the past? If so, you're not alone! Vintage fashion has made a huge comeback in recent...



The Extravagant Tale of Tiy and the Prince of Egypt: An Epic Journey of Love, Power, and Destiny

Once upon a time, in the magical land of Egypt, there lived a young woman named Tiy. Her extraordinary beauty and charm captivated the hearts of all who laid eyes on her....




Love You Michael Collins: A Celestial Romance Beyond Boundaries

Love You Michael Collins is not just another love story. It is a tale that transcends time and space, taking us on a celestial journey far beyond the boundaries of earthly...




Real Stories from the Real Business World: Inspiring Tales of Success and Overcoming Challenges

Are you ready to dive into the captivating and unpredictable world of business? Buckle up, because we're about to take you on a thrilling journey through real...



Unveiling the Extraordinary Journey: London to Persia and Back

Embark on an exhilarating expedition through time and space as we uncover the remarkable accounts of a journey from London, traversing the vast expanse of Russia, and...



Far Away in the Andes: Exploring Nature's Hidden Gem

The Andes, the world's longest continental mountain range, stretches over 7,000 kilometers along the western coast of South America. While its beauty and grandeur are known...