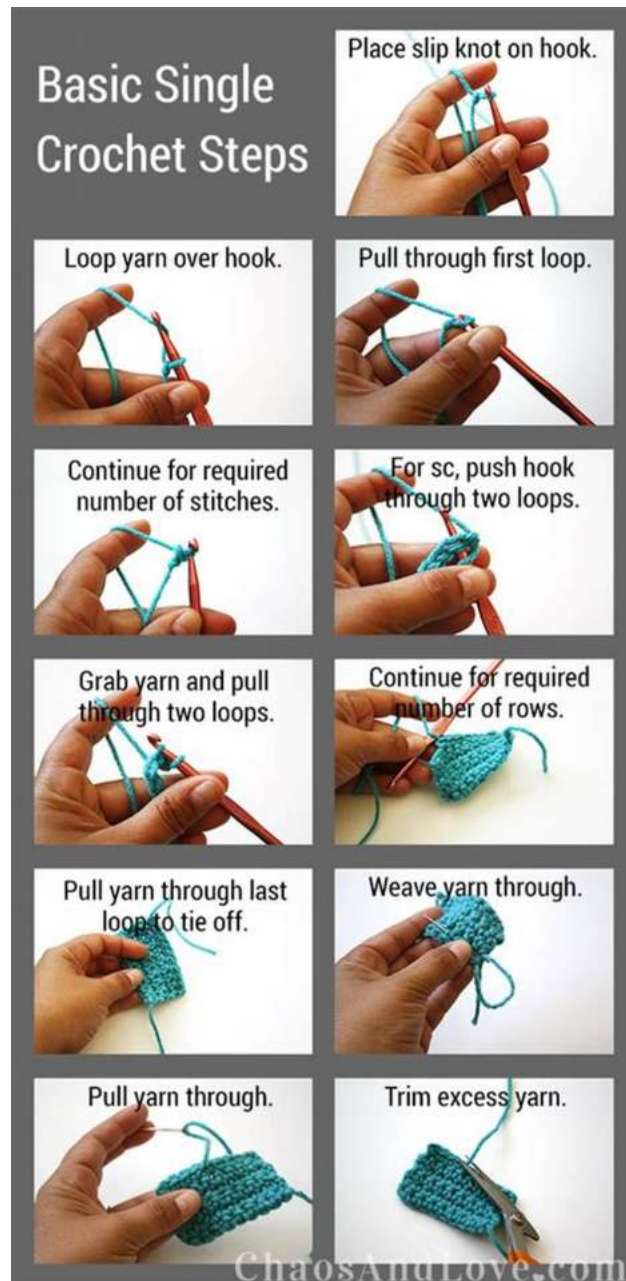


Beginner's Guideline With Instructions And Simple Ideas To Crochet



Welcome to the fascinating world of crochet! If you've ever admired beautiful crocheted blankets, scarves, or hats and wondered how they are made, then you've come to the right place. Crocheting is a versatile and rewarding craft that allows you to create stunning handmade items.

Why Choose Crochet?

Before we dive into the beginner's guideline and instructions, let's explore why crochet is such a popular choice among crafters:



Basic Crochet Technique: Beginners Guideline with Instructions and Simple Ideas To Crochet

by Olga Starostina (Kindle Edition)

★★★★☆ 4.5 out of 5

Language : English

File size : 22244 KB

Text-to-Speech : Enabled

Enhanced typesetting : Enabled

Print length : 54 pages

Lending : Enabled

Screen Reader : Supported



- Crochet is relatively easy to learn, making it accessible to beginners.
- You can create a wide variety of items using different stitches and techniques.
- It offers endless possibilities for creativity, allowing you to personalize your creations.
- Crocheting is a stress-relieving activity that can help improve your focus and mental well-being.
- It provides a sense of accomplishment when you complete a project.

Getting Started with Crochet

To begin your crochet journey, you'll need a few basic supplies:

- Crochet hooks in various sizes (3.5mm to 6mm are commonly used for beginners)
- Yarn in your preferred colors and textures
- A pair of scissors
- A tapestry needle for weaving in loose ends

1. Learn the Basic Stitches

The first step in your crochet adventure is mastering the basic stitches. Here are the most commonly used ones to get you started:

- Chain stitch (ch) - this is the foundation of almost all crochet projects.
- Single crochet (sc) - a simple stitch used for creating tight, dense fabric.
- Double crochet (dc) - a taller stitch commonly used for creating blankets and shawls.
- Half-double crochet (hdc) - a stitch that falls between single and double crochet in height.
- Treble crochet (tr) - a tall stitch used to create lacy or openwork patterns.

2. Start with Simple Projects

As a beginner, it's important to start with simple projects that allow you to practice your newfound skills. Here are a few ideas:

- Create a dishcloth or washcloth using only single crochet stitches.
- Make a simple scarf using a combination of single and double crochet stitches.

- Crochet a basic beanie using double crochet stitches.
- Try making a granny square to learn how to join motifs together.

3. Seek Help and Inspiration

If you ever find yourself stuck or in need of guidance, don't hesitate to seek help or look for inspiration. There are plenty of online resources, tutorial videos, and communities where you can connect with fellow crocheters:

- Join crochet forums or social media groups to interact with experienced crocheters.
- Watch video tutorials on platforms like YouTube to learn new stitches and techniques.
- Visit crochet blogs and websites that offer free patterns and tips.
- Consider attending local crochet classes or workshops to connect with others in your area.

4. Practice Consistently

Like any skill, crochet requires practice to improve. Set aside dedicated time to work on your projects regularly to hone your skills and build confidence. Even a few minutes a day can make a significant difference.

5. Experiment and Have Fun

Once you feel comfortable with the basic stitches, don't be afraid to experiment and try new patterns or techniques. Crocheting is all about expressing your creativity and enjoying the process. Explore different yarns, colors, and project ideas to find what brings you joy.

With this beginner's guideline, you are on your way to becoming a successful crocheter. Remember, practice makes perfect, and every stitch you learn brings you closer to creating beautiful and meaningful handmade items. So grab your crochet hooks, choose your favorite yarn, and let your creativity fly!



Basic Crochet Technique: Beginners Guideline with Instructions and Simple Ideas To Crochet

by Olga Starostina (Kindle Edition)


★★★★☆ 4.5 out of 5

Language : English
File size : 22244 KB
Text-to-Speech : Enabled
Enhanced typesetting : Enabled
Print length : 54 pages
Lending : Enabled
Screen Reader : Supported



Some of the most interesting and beautiful crochet items are created with advanced stitches and techniques. It may look difficult, but it is not a problem anymore.

You love to crochet, but you're tired of the granny square and other predictable projects. This book helps you expand your skills while showing you how to create custom-fit wearable accessories.




Beginner's Guideline With Instructions And Simple Ideas To Crochet

Welcome to the fascinating world of crochet! If you've ever admired beautiful crocheted blankets, scarves, or hats and wondered how they are made, then...



It's Time To Control Your Own Income

In today's fast-paced and ever-changing world, income stability is becoming increasingly uncertain. The traditional career path of working for a company and relying on a...



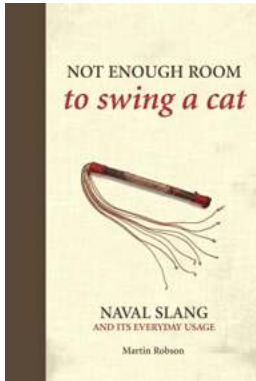
Here's How To Easily Recruit Doctors Into Your MLM or Network Marketing Team

Recruiting professionals into your MLM or network marketing team can be a challenge. However, tapping into the potential of doctors can greatly enhance your chances of...




Unlocking the Power of Expert Interviews: Generate Massive Income and Traffic

Are you looking for effective strategies to boost your income and drive traffic to your platform? Look no further! Expert interviews have emerged as a powerful tool for...




Not Enough Room To Swing Cat - The Enigma of a Peculiar Phrase

The Origins of "Not Enough Room To Swing Cat" Have you ever heard the phrase "not enough room to swing a cat" and wondered where it came from? This peculiar expression...



Discover the Ultimate Collection of 14,000 Objective Questions for General Studies

Are you someone who loves General Studies and is always hungry for knowledge? Do you enjoy challenging yourself with thought-provoking questions? If so, then get ready to...



Around The UK In 80 Days: An Adventurous Journey

Have you ever dreamt of embarking on an epic adventure around the beautiful landscapes of the United Kingdom? Well, be prepared to be amazed by...



Why Can You Tickle Yourself?

Tickling is a curious phenomenon that often results in uncontrollable laughter and joy. However, have you ever wondered why you can't...

