

Auto Restoration Block Sanding Techniques



Are you a car enthusiast looking to restore your vehicle to its former glory? If so, then you must understand the importance of block sanding techniques in the auto restoration process. Block sanding is a critical step that ensures a smooth and flawless surface, allowing for a perfect paint job. In this article, we will explore the

various block sanding techniques used by professionals in auto restoration. So, grab your sanding block and let's dive in!

Why is block sanding important?

Block sanding is a vital step in auto restoration that helps achieve a level and even surface. When paint is applied to a car, imperfections such as scratches, dents, and other irregularities can become more apparent. By block sanding, these imperfections can be smoothed out, creating a seamless surface for the paint job.

Auto Restoration, Block Sanding Techniques



by Stone Marshall (Kindle Edition)

★★★★☆ 4.6 out of 5

Language : English

File size : 1697 KB

Text-to-Speech : Enabled

Screen Reader : Supported

Enhanced typesetting : Enabled

Print length : 19 pages



Block sanding also helps to remove old paint, rust, and other contaminants that may be present on the vehicle's surface. It provides a clean canvas for the new paint, ensuring a long-lasting and flawless finish. Additionally, block sanding helps to achieve proper adhesion between the paint and the vehicle's surface, improving the overall durability of the paint job.

The tools you will need

Before we dive into the various block sanding techniques, it is essential to gather the necessary tools for the job. Here are some of the tools you will need:

- Sanding blocks of various grits
- Sandpaper (various grits)
- Masking tape
- Precision measuring tools
- Sanding block holder
- Dust mask
- Safety goggles
- Paint scraper

The techniques

1. Wet sanding:

Wet sanding involves using water or a soapy solution to lubricate the sandpaper and minimize scratches. It is commonly used when dealing with ultra-fine grit sandpapers. Wet sanding helps to achieve a smoother finish and is especially useful when working on clear coats to prevent hazing or excessive scratching.



2. Dry sanding:

Dry sanding is the most traditional method of block sanding. It involves sanding the surface with dry sandpaper without the use of water or any lubricating solution. Dry sanding is commonly used for rougher surfaces and heavier paint removal. It allows for more control when sanding and is suitable for initial paint stripping or leveling out uneven surfaces.



3. Feather edging:

Feather edging is a technique used to gradually blend the sanded areas with the surrounding surface, creating a smooth transition. This technique involves using finer grit sandpaper and feathering the sanding strokes outward from the block-sanded area. Feather edging helps to create a seamless repair, ensuring that the paint job is not noticeable.



4. Color sanding:

Color sanding is a technique used to achieve a high-gloss finish on the paint job. It involves sanding the surface with ultra-fine grit sandpaper, followed by polishing and buffing. Color sanding removes any imperfections in the paint, such as orange peel or dust nibs, resulting in a remarkably smooth and reflective surface.



Tips for successful block sanding

1. Start with a clean surface: Ensure that the vehicle's surface is free from dirt, debris, and contaminants before commencing block sanding.
2. Use the right grit sandpaper: Select the appropriate grit sandpaper for the desired level of sanding. Fine grits are used for smoothing, while coarse grits are suitable for paint removal.

3. Work in small sections: Divide the surface into smaller sections to ensure even sanding and proper attention to detail.

4. Apply consistent pressure: Apply uniform pressure while block sanding to achieve a consistent result across the surface.

5. Check the progress regularly: Keep checking the sanded area to ensure that you are achieving the desired smoothness and leveling.

6. Use proper safety measures: Always wear a dust mask, safety goggles, and protective clothing to protect yourself from airborne particles and chemicals.

In

Auto restoration block sanding techniques are essential for achieving a flawless and long-lasting paint job. By understanding and implementing the various block sanding techniques discussed in this article, you can take your car restoration project to the next level. Remember to follow safety precautions and invest in high-quality tools for the best results. So, get ready to transform your beloved car and make it shine!

Auto Restoration, Block Sanding Techniques

by Stone Marshall (Kindle Edition)

★★★★☆ 4.6 out of 5

Language : English

File size : 1697 KB

Text-to-Speech : Enabled

Screen Reader : Supported

Enhanced typesetting : Enabled

Print length : 19 pages



FREE

DOWNLOAD E-BOOK



In this informative article we show you the proper angles and panel strokes to use with different sanding blocks to achieve a show finish on Auto's, Trucks and Boats when high end refinishing is desired.



Auto Restoration Block Sanding Techniques

Are you a car enthusiast looking to restore your vehicle to its former glory? If so, then you must understand the importance of block sanding techniques...



Survival Tails: Endurance In Antarctica

The Remarkable Story of Survival Tails in Antarctica Antarctica, the frozen continent located at the southernmost part of the Earth, is a place of both mystery and wonder...



The Film Business Pocket Guide For Non Hollywood Types - An Insider's Perspective

Are you passionate about the film industry but find yourself intimidated by the glitz and glamour of Hollywood? Do you dream of making your mark in the world of cinema,...




Discover the Proven Buffett Step Strategy to Achieve Incredible Success in the Stock Market

Are you an investor looking for a strategy that can help you navigate the unpredictable world of the stock market? Look no further! In this article, we will delve into the...




Get Inspired by the Remarkable Journey of Young Lady Kiki Shanique

When it comes to true inspiration, young lady Kiki Shanique takes the spotlight. Her captivating journey is a testament to determination, resilience, and the power of...




Knitting With Schnapps Beanies Caps And Hats - The Perfect Winter Accessory

Are you tired of the same old plain beanie caps and hats for the winter season? Look no further! Discover the incredible world of knitting with Schnapps beanies...



Unlocking Success: The Key to Small Business Finance and Valuation

Running a small business can be a challenging yet rewarding experience. The ability to manage finances effectively and accurately value your business is crucial for long-term...



The Ultimate Girl Guide to Lesbos: Discovering the Vibrant Beauty of this Greek Island

Lesbos, also known as Lesvos, is a hidden gem among the Greek islands. Nestled in the Aegean Sea, this enchanting destination offers a multitude of experiences for its...

auto body block sanding techniques

car restoration block sanding

auto body sanding block

auto body sanding block kit

auto body sanding blocks harbor freight

auto body sanding blocks near me

auto body sanding blocks amazon