


Are you ready to bring elegance to your crochet projects? Discover the mesmerizing beauty of the Seamless Lace Crochet Motif Pattern!

There's something truly enchanting about lace crochet patterns. Their delicate details and intricate designs effortlessly add an air of elegance to any project. Among the vast array of lace crochet patterns, one stands out for its versatility, ease of use, and stunning results: the Seamless Lace Crochet Motif Pattern.

Whether you're an experienced crocheter or a beginner looking to expand your skills, this pattern is sure to captivate you. With its seamless construction and endless design possibilities, the Seamless Lace Crochet Motif Pattern opens up a whole new world of creativity.

What is a Seamless Lace Crochet Motif?

Before delving deeper into the wonders of this pattern, let's first understand what exactly a seamless lace crochet motif is. A motif refers to a small crochet shape that can be joined with others to create larger pieces, such as blankets, shawls, or clothing. The term "seamless" indicates that the motif can seamlessly connect with adjacent motifs without visible seams.



Autumn Lace Cowl Sweater Crochet Pattern: Seamless Lace Crochet Motif Pattern

by Kristen Stein (Kindle Edition)

★★★★★ 5 out of 5

Language : English

File size : 17171 KB

Text-to-Speech : Enabled

Screen Reader : Supported
Enhanced typesetting: Enabled
Print length : 72 pages
Lending : Enabled



Lace crochet motifs are characterized by their openwork designs, creating beautifully intricate patterns. The delicate nature of lace crochet adds a touch of elegance, making it a popular choice for creating stunning accessories and home decor items.

Unleash Your Creativity

One of the most notable features of the Seamless Lace Crochet Motif Pattern is its versatility. With this pattern, the possibilities are endless. You can create a variety of projects, ranging from delicate shawls to stunning table runners, all while exploring your own creative flair.

Thanks to its seamless construction, the motifs can be connected effortlessly to form larger pieces. Whether you prefer a delicate blanket with a mesmerizing lace pattern or an intricate lace curtain panel, the Seamless Lace Crochet Motif Pattern has got you covered.

Be Inspired by the Endless Design Options

It's time to unleash your imagination and explore the myriad of design options this pattern offers. Take inspiration from nature and create a motif pattern resembling blooming flowers. Add a touch of whimsy to your projects by incorporating playful shapes like hearts or stars. The choice is yours!

Are you feeling adventurous? Experiment with different color combinations to create stunning visual effects. From bold and vibrant palettes to soothing pastel hues, the Seamless Lace Crochet Motif Pattern allows you to express your individual style.

Creating a Seamless Lace Crochet Motif

Now that you're familiar with the beauty and versatility of this pattern, it's time to understand the process of creating a seamless lace crochet motif. To get started, you'll need a few basic crochet supplies, including a crochet hook and your favorite yarn.

Begin by selecting your desired motif pattern. There are numerous resources available, from books and magazines to online tutorials and patterns. Choose a pattern that speaks to you, and make sure to follow the instructions carefully.

As you start crocheting your motifs, pay attention to your tension. Consistent tension is essential to ensure that your motifs align seamlessly. Take your time and enjoy the process – crochet is a wonderful way to relax and unwind.

Once you've completed your first motif, it's time to connect it with others. Depending on the pattern you've chosen, you might use slip stitches, single crochet, or other joining techniques. Follow the pattern instructions to seamlessly connect your motifs, creating a cohesive and beautiful project.

Enhance Your Projects with the Perfect Finishing Touches

As you complete your Seamless Lace Crochet Motif project, don't forget to add the perfect finishing touches. Blocking your project is highly recommended, as it helps refine the lace pattern and gives your project a polished look.

Consider adding a delicate border to frame your lace motifs, giving your project an extra touch of elegance. From simple scalloped edges to intricate picot borders, the possibilities are endless. Choose a border that complements your project and showcases your creativity.

The Timeless Elegance of Seamless Lace Crochet

The Seamless Lace Crochet Motif Pattern offers a timeless elegance that can elevate any crochet project to new heights. Whether you're creating a delicate shawl for a special occasion or a stunning piece of home decor, this pattern allows you to express your creativity while enhancing any space with its intricate beauty.

Don't miss out on the countless design options and the joy of working with a seamless construction. Dive into the world of lace crochet and let the Seamless Lace Crochet Motif Pattern mesmerize you with its timeless charm.



Autumn Lace Cowl Sweater Crochet Pattern: Seamless Lace Crochet Motif Pattern

by Kristen Stein (Kindle Edition)

★★★★★ 5 out of 5

Language : English

File size : 17171 KB

Text-to-Speech : Enabled

Screen Reader : Supported

Enhanced typesetting : Enabled

Print length : 72 pages

Lending : Enabled



A seamless lace crochet motif pattern for a long-sleeved cowl neck sweater by contemporary artist Kristen Stein. The lace mesh front with hexagonal snowflake motifs looks beautiful layered over a long-sleeved tee for fall or winter wear, or it can be layered over a camisole or tank on warmer days. The pattern is written as a "one size fits most" suitable for most sizes M-XL. (Hips between 36"-44" (90cm-110cm.) Suggestions are provided to modify the pattern for hips up to size 48" (120cm).



Sport Sponsorship Insights: Unveiling the Secrets of Sport Business

Sport sponsorship has become an integral part of the global sports industry. From local sporting events to international championships, companies are investing huge sums of...




A Nail-Biting Tale: Unveiling the Secrets of the Riveting 1919 Volume Two Of The Trilogy

Around the turn of the century, literature enthusiasts had the opportunity to embark on an immersive journey through history with the release of the 1919 Volume One Of The...



Unveiling the Legend of Henry "Pocket Giants" Pollard: Triumphs, Struggles, and Unforgettable Moments

When it comes to legends of the sports world, one name that often stands out is Henry "Pocket Giants" Pollard. Known for his extraordinary talent, relentless drive, and...



How Lincoln Mastered His Enemies To Win The Civil War, Free The Slaves, And

Abraham Lincoln, the 16th President of the United States, is often hailed as one of the greatest leaders in American history. His perseverance, intelligence,...




Owen Sound Ontario In Colour Photos

Owen Sound, a charming city in Ontario, Canada, offers breathtaking sceneries that can be captured beautifully in colour photographs. From stunning waterfront views to...



Discover the Beauty of Flowers Cross Stitch Pattern Modern PDFs

Are you a fan of cross stitching and looking for a new project that combines both creativity and modern designs? Look no further than flowers cross stitch pattern modern...



The Mysterious Spotted Dog Western Shoshoni Tribe: Unraveling Their Enigmatic Culture and Traditions

Deep in the heart of the Great Basin region of the United States, lies a tribe so enigmatic and fascinating that they have often been overshadowed by their more well-known...



On Site Methods For Site Specific Performance Creation

Site-specific performance is a unique form of artistic expression that merges creative ideas with specific physical locations. It encourages artists to interact...