

An Assortment Of 25 Dinosaur Plastic Canvas Pattern Designs

Are you a fan of dinosaurs and love crafting? Look no further! In this article, we present to you an assortment of 25 dinosaur plastic canvas pattern designs that will ignite your creativity and bring these prehistoric creatures to life. From T-Rex to Triceratops, Stegosaurus to Pterodactyl, these patterns are sure to make your crafting experience a roaring success!

Why Choose Dinosaur Plastic Canvas Patterns?

Plastic canvas is a versatile material that allows you to create structured and sturdy designs. When combined with dinosaur patterns, the end result is mesmerizing. These patterns help you make amazing 3D dinosaur replicas that can be used as decorative pieces, toys, or even as unique gifts for dinosaur enthusiasts.

The advantage of using plastic canvas is its durability. Unlike softer materials, it holds its shape well and offers longevity to your creations. Additionally, plastic canvas patterns are relatively easy to follow, making them suitable for crafters of all skill levels.



Prehistoric Dinosaurs in Plastic Canvas | Volume 1: An Assortment of 25 Dinosaur Plastic Canvas Pattern Designs

by Dancing Dolphin Patterns ([Print Replica] Kindle Edition)

★★★★☆ 4.4 out of 5

Language : English

File size : 19611 KB

Screen Reader : Supported

Print length : 56 pages



25 Dinosaur Plastic Canvas Pattern Designs

Now let's explore the assortment of 25 dinosaur patterns that will surely bring out the kid in you!

1. Tyrannosaurus Rex



This fearsome predator can be recreated using plastic canvas in an array of colors. Its sharp teeth and strong jaws make it an impressive addition to your

collection.

Where to Find Dinosaur Plastic Canvas Patterns?

You can find a variety of dinosaur plastic canvas pattern designs online. Here are a few popular websites and marketplaces that offer a wide selection:


- Example 1 - Provides both free and paid dinosaur plastic canvas patterns with step-by-step instructions.
- Example 2 - Offers customizable dinosaur plastic canvas patterns, allowing you to personalize your creations.
- Example 3 - Specializes in intricate and detailed dinosaur plastic canvas patterns suitable for advanced crafters.

Tips for Crafting with Dinosaur Plastic Canvas Patterns

As you embark on your dinosaur crafting adventure, here are some helpful tips to ensure a successful outcome:

1. Choose high-quality plastic canvas to achieve better structural integrity.
2. Use sharp scissors to precisely cut the canvas, avoiding frayed edges.
3. Select vibrant colors that accurately represent the dinosaur species you are recreating.
4. Take your time while stitching, paying attention to detail for a polished final product.
5. Experiment with different stitching techniques to add texture and depth to your creations.
6. Consider adding small embellishments like beads or sequins to enhance the visual appeal.

The world of dinosaur plastic canvas pattern designs is vast and exciting. With 25 unique patterns at your disposal, you can dive into the realm of prehistoric creatures and unleash your creativity. Whether you are an experienced crafter or just starting out, these patterns are sure to captivate your imagination and provide hours of crafty enjoyment. So grab your plastic canvas, needles, and threads, and get ready to create your very own Jurassic Park!



Prehistoric Dinosaurs in Plastic Canvas | Volume 1: An Assortment of 25 Dinosaur Plastic Canvas Pattern Designs

by Dancing Dolphin Patterns ([Print Replica] Kindle Edition)

★★★★☆ 4.4 out of 5

Language : English

File size : 19611 KB

Screen Reader : Supported

Print length : 56 pages

Lending : Enabled



Prehistoric Dinosaurs in Plastic Canvas | Volume 1: An Assortment of 25 Dinosaur Plastic Canvas Pattern Designs

Prehistoric Dinosaurs in Plastic Canvas is a series of 3 plastic canvas pattern books dedicated to dinosaurs! Each book contains 25 unique patterns to create wall art that measures approx. 8.5" x 11" each. All patterns are stitched using a full sheet of 7 count plastic canvas mesh measuring 70 holes x 90 holes.

Add To Cart Now

Plastic canvas is a variation of needlepoint and other canvas work crafts, such as embroidery. Because plastic canvas mesh is rigid, it is perfect for creating 3-dimensional objects such as tissue box covers, small jewelry and trinket boxes, handbags, magnets, dolls, vases, napkin holders, wind chimes and many other types of both decorative and useful items. Plastic canvas comes in different colors and with various size holes for different thicknesses of yarn. As with any textile canvas, the hole size is called count. For example, 10-count plastic canvas mesh has 10 holes per linear inch. The most common sizes are 5, 7, 10, and 14 count. It is sold most often in sheets; pre-cut shapes are available in circles, triangles and novelty shapes such as butterflies, hearts, and stars.

Features:

- Full Color Chart/Graph
- Color Key
- Original and Unique Pattern Designs

Product Description:

- Use 7 Count Plastic Canvas Mesh
- Stitch with Medium or Worsted Weight Yarn
- Easy and Fun Needlepoint Craft
- Great for All Ages

We have lots of great craft and needlepoint patterns, crafting journals, template books and notebooks so be sure to check out our other listings by clicking on the "Dancing Dolphin Patterns" link just below the title of this plastic canvas pattern.


Ideas On How To Use This Pattern:

- Christmas Gift
- Wedding Gift
- Friendship Gift
- Birthday Gift
- Thank You Gift




Happy Birthday Teddy Bear Cross Stitch Chart Pattern Whole Half And Backstitch

Are you looking for a unique and adorable gift for someone special? Look no further! We have the perfect solution for you - a Happy Birthday Teddy Bear Cross Stitch...




The Teacher Funeral Richard Peck - A Captivating Tale of Humor and Heart

There is something truly special about Richard Peck's novel, "The Teacher Funeral." With its humorous and heartwarming narrative, Peck takes readers on a journey that...



The Ultimate History Lover Guide to Memphis Shelby County History Guide

Memphis and Shelby County, located in the southwestern corner of Tennessee, are rich with a fascinating history that is sure to captivate any history enthusiast. From its...



The Ultimate Girl Guide to Lesbos: Discovering the Vibrant Beauty of this Greek Island

Lesbos, also known as Lesvos, is a hidden gem among the Greek islands. Nestled in the Aegean Sea, this enchanting destination offers a multitude of experiences for its...



The Extraordinary Journey of Robert Young: From Auctoratus Angel Recruit to Role Model

Within the realms of the Auctoratus Angel, an organization dedicated to transforming individuals into confident role models, lies the story of Robert Young. With...



10 Ways to Celebrate With Stitch: The Perfect Way to Add Adventure to Your Life

Do you have a Stitch lover in your life? Well, it's time to celebrate with Stitch, and we have got you covered! Whether you're planning a party, a vacation, or even just a...



Discover the Art of Swedish Weaving - A Perfect Hobby for Beginners

Are you looking for a creative outlet that allows you to relax and express your artistic side? Look no further than Swedish weaving. This traditional Scandinavian craft has...



Inzanouts Charleston South Carolina Yatir Nitzany: Uncovering the Art Scene, Historical Charm, and Southern Hospitality

Disclaimer: This content is for informational purposes only. Any views or opinions represented in this article are personal and belong solely to the author. ...