

A Step By Step Guide To Using The Data Migration Cockpit In S4hana Cloud With Use

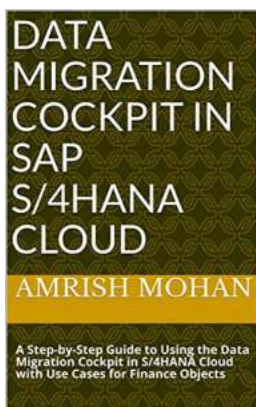
Whether you are implementing a new ERP system or migrating from a legacy system, data migration can be a daunting task. S4hana Cloud offers a powerful tool called the Data Migration Cockpit that simplifies and streamlines the data migration process. In this step by step guide, we will walk you through the process of using the Data Migration Cockpit in S4hana Cloud, providing you with the knowledge and confidence to migrate your data effectively and efficiently.

Step 1: Accessing the Data Migration Cockpit

Once you have logged into your S4hana Cloud account, navigate to the "Data Migration Cockpit" tile on the homepage. Click on the tile to access the cockpit.

Step 2: Creating a New Migration Project

Upon entering the Data Migration Cockpit, click on the "New Migration Project" button. This will initiate the creation of a new project where you can define the scope and settings for your data migration.



Data Migration Cockpit in SAP S/4HANA Cloud: A Step-by-Step Guide to Using the Data Migration Cockpit in S/4HANA Cloud with Use Cases for Finance Objects

by Jeff Alt (Kindle Edition)

★★★★☆ 4.4 out of 5

Language : English

File size : 3359 KB

Text-to-Speech : Enabled

Enhanced typesetting : Enabled

Print length : 87 pages

Lending : Enabled

| | |
|---------------|------------------------|
| Screen Reader | : Supported |
| Paperback | : 208 pages |
| Reading age | : 9 - 12 years |
| Grade level | : 4 - 7 |
| Item Weight | : 7.2 ounces |
| Dimensions | : 5 x 0.3 x 7.5 inches |



Step 3: Defining the Migration Object

After creating the migration project, you need to define the migration object. A migration object represents a specific set of data that you want to migrate. This can be a customer master record, material master, or any other data entity. Specify the object you want to migrate and proceed to the next step.

Step 4: Preparing the Source Data

Before uploading the data to the Data Migration Cockpit, ensure that it is in the required format and structure. The cockpit supports various file formats such as CSV and Excel. Prepare the source data accordingly and ensure its accuracy.

Step 5: Uploading the Source Data

Once your source data is ready, navigate to the "Import Source Data" tab in the Data Migration Cockpit. Here, you can upload the prepared file containing the data you want to migrate.

Step 6: Mapping the Fields

In this step, you need to map the fields from your source data to the corresponding fields in the S4hana Cloud system. The Data Migration Cockpit provides a user-friendly mapping interface that allows you to easily define these

mappings. Ensure that you accurately map each field to avoid any data inconsistencies.

Step 7: Reviewing and Validating the Data

After mapping the fields, the Data Migration Cockpit provides a preview of the migrated data. Review the data and perform any necessary validations to ensure its correctness. The cockpit offers various validation options to identify and resolve any anomalies.

Step 8: Migrating the Data

Once you are satisfied with the data mapping and validation, you can initiate the data migration process. Click on the "Migrate" button in the Data Migration Cockpit to start migrating your data to the S4hana Cloud system.

Step 9: Monitoring the Data Migration

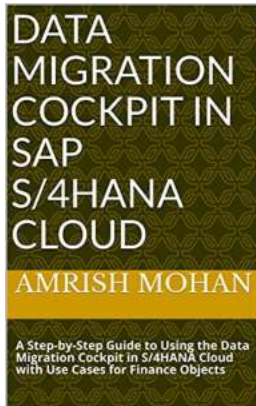
During the data migration process, the Data Migration Cockpit provides real-time monitoring and progress updates. You can track the status of the migration and monitor any errors or warnings that may arise. This allows you to take immediate action and ensure a smooth migration.

Step 10: Analyzing the Migration Results

Once the data migration is complete, you can review the migration results in the Data Migration Cockpit. This includes detailed reports on the success and failure of each data record. Analyze the results to identify any potential issues or areas for improvement.

The Data Migration Cockpit in S4hana Cloud is a valuable tool that simplifies the data migration process. By following this step by step guide, you can confidently navigate through the migration process and ensure the successful migration of

your data. Remember to pay attention to the details and thoroughly review and validate your data at each step. With the Data Migration Cockpit, you can save time, effort, and resources, ultimately leading to a smoother transition to S4hana Cloud.



Data Migration Cockpit in SAP S/4HANA Cloud: A Step-by-Step Guide to Using the Data Migration Cockpit in S/4HANA Cloud with Use Cases for Finance Objects

by Jeff Alt (Kindle Edition)

★★★★☆ 4.4 out of 5

| | |
|----------------------|------------------------|
| Language | : English |
| File size | : 3359 KB |
| Text-to-Speech | : Enabled |
| Enhanced typesetting | : Enabled |
| Print length | : 87 pages |
| Lending | : Enabled |
| Screen Reader | : Supported |
| Paperback | : 208 pages |
| Reading age | : 9 - 12 years |
| Grade level | : 4 - 7 |
| Item Weight | : 7.2 ounces |
| Dimensions | : 5 x 0.3 x 7.5 inches |



Get to know the Data Migration Cockpit tool within SAP S/4HANA Cloud (Essentials) edition that is used for performing data migrations. This guide provides you easy to follow step by step process of converting data using the migration cockpit app with uses cases for Finance objects such as Profit Center, Cost Center and GL balances. This book is a must for functional consultants and business users on a SAP S/4HANA Cloud implementation.



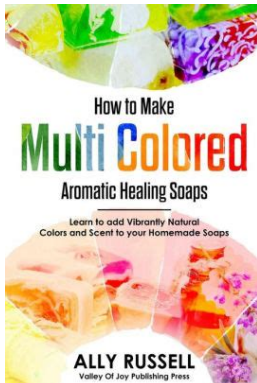
Pro DevOps with Google Cloud Platform: Revolutionizing the Way You Develop and Deploy

Have you ever wondered how software development and deployment can be made more efficient and reliable? If so, you're not alone. The world of technology is constantly...



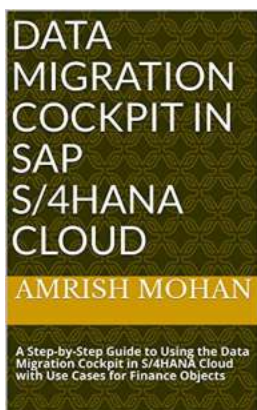
The Bear Went Over The Mountain: A Timeless and Beloved Children's Song

When it comes to children's songs, few can match the enduring popularity of "The Bear Went Over the Mountain." This classic tune has been sung by generations of children...



Learn To Add Vibrant Natural Colors and Scents To Your Homemade Soaps - The Ultimate Guide!

Are you tired of using store-bought soaps that are filled with chemicals and artificial fragrances? Why not try your hand at making homemade soaps? Not only can you control...




A Step By Step Guide To Using The Data Migration Cockpit In S4hana Cloud With Use

Whether you are implementing a new ERP system or migrating from a legacy system, data migration can be a daunting task. S4hana Cloud offers a powerful tool...




Motorcycle Road Trips Vol 36: Road Trips III IV Compilation On Sale Now

Motorcycle road trips are one of the most exhilarating ways to explore the open road and embrace the freedom of riding. The feeling of the wind in your...



Matador Season In The Heart Of Spain - An Unforgettable Experience

Spain, with its rich culture, breathtaking landscapes, and vibrant cities, offers countless attractions to its visitors. Among them, one of the most thrilling experiences...



The Extraordinary Tale of Neill Cameron and His Mega Robo Bros

Prepare to be amazed by the creative genius of Neill Cameron as he takes you on a thrilling adventure of epic proportions in the world of Mega Robo Bros. With their...



Celtic Butterfly Cross Stitch Pattern - An Exquisite Symbol of Beauty and Tradition

Cross stitch patterns have long been a beloved craft, allowing individuals to create beautiful pieces of art with needle and thread. The Celtic Butterfly...