


A Festive Touch for Your Thanksgiving Decor: Thanksgiving Regular Tissue Box Cover Plastic Canvas Pattern

Thanksgiving is a time to give thanks, celebrate with loved ones, and indulge in delicious meals. It's a holiday that brings warmth, joy, and a sense of togetherness. As you prepare your home for Thanksgiving, why not add a unique touch to your decor with a festive Thanksgiving regular tissue box cover? In this article, we will introduce you to a stunning Thanksgiving regular tissue box cover plastic canvas pattern that will add charm and elegance to your holiday season.

Plastic canvas crafts have gained popularity over the years due to their versatility and ease of creation. Whether you are a seasoned crafter or just starting out, creating a Thanksgiving regular tissue box cover will be a delightful project that will bring a touch of creativity to your Thanksgiving celebrations.

Creating the Thanksgiving Regular Tissue Box Cover

The Thanksgiving regular tissue box cover plastic canvas pattern is carefully designed to mimic the essence of this heartwarming holiday. With its intricate details and vibrant colors, this pattern will add a festive feel to any room.



Thanksgiving Regular Tissue Box Cover: Plastic Canvas Pattern by Dancing Dolphin Patterns (Kindle Edition)

★★★★★ 5 out of 5

Language : English

File size : 5200 KB

Text-to-Speech: Enabled

Screen Reader: Supported

Print length : 4 pages



The first step in creating your Thanksgiving regular tissue box cover is gathering the necessary materials. You will need:

- Plastic canvas sheets
- Yarn in various Thanksgiving-themed colors
- Tapestry needle
- Scissors
- Tissue box

Once you have all the materials ready, you can begin working on the tissue box cover. The plastic canvas acts as the base for your design, providing a sturdy structure. With your tapestry needle and yarn, you will start stitching the intricate patterns and shapes that represent the Thanksgiving theme.

The Thanksgiving regular tissue box cover plastic canvas pattern includes motifs of turkeys, pumpkins, fall leaves, and other symbols associated with this festive holiday. The design can be as simple or as elaborate as you desire, depending on your skill level and the time you wish to invest in this project.

As you stitch your way through the pattern, you will witness your creation come to life. The different colors and textures of yarn will add depth and warmth, creating a visual treat for the eyes.

Add a Personal Touch

One of the best aspects of plastic canvas crafts is the ability to personalize your creations. The Thanksgiving regular tissue box cover is no exception. You can customize your design by incorporating your favorite Thanksgiving quotes or adding the names of your family members. This personal touch will make your tissue box cover a cherished item and a conversation starter during your Thanksgiving gatherings.

Furthermore, you can experiment with different stitches, such as cross-stitch or backstitch, to add more dimension and texture to your Thanksgiving regular tissue box cover. Get creative and let your imagination soar!

Bringing Joy to Your Thanksgiving Decor

Once you have completed your Thanksgiving regular tissue box cover, it's time to proudly display it as part of your Thanksgiving decor. Place it on your dining table, kitchen countertop, or any other area that needs a festive touch.

This stunning tissue box cover will not only bring joy to your home but also make tackling a runny nose during the holiday season a little bit more enjoyable. As you or your guests reach for a tissue, the vibrant colors and intricate patterns will bring a smile to your face and remind you of the beauty of Thanksgiving.

In

Thanksgiving is a special time of year that allows us to express gratitude and create lasting memories with our loved ones. Adding a Thanksgiving regular tissue box cover to your decor is a unique and creative way to embrace the holiday spirit. With its beautiful plastic canvas pattern and personalized touches, your tissue box cover will be a treasured addition to your Thanksgiving celebrations for years to come.

So, gather your materials, unleash your creativity, and start stitching! Create a Thanksgiving regular tissue box cover that reflects the joy and warmth of this special occasion.



Thanksgiving Regular Tissue Box Cover: Plastic Canvas Pattern by Dancing Dolphin Patterns (Kindle Edition)

★★★★★ 5 out of 5

Language : English

File size : 5200 KB

Text-to-Speech: Enabled

Screen Reader: Supported

Print length : 4 pages



This regular sized tissue box is perfect for Thanksgiving! It is done in fall colors with gorgeous little flowers that are burnt orange with alternating green leaves around the entire box. The top of the box features adorable turkeys on both sides of where the tissue pulls out. Stitch this plastic canvas pattern using 7 count plastic canvas mesh, and medium weight yarn.

Plastic canvas is a variation of needlepoint and other canvas work crafts, such as embroidery. Our patterns are designed to use acrylic or wool based yarns in medium or worsted weights. Because plastic canvas mesh is so rigid, it is perfect for creating 3-dimensional objects such as tissue box covers, small jewelry and trinket boxes, handbags, magnets, dolls, vases, napkin holders, wind chimes and many other types of both decorative and useful items. Dancing Dolphin Patterns have full instructions, and large full color charts.


Plastic canvas comes in different colors and with various size holes for different thicknesses of yarn. As with any textile canvas, the hole size is called count. For

example, 10-count plastic canvas mesh has 10 holes per linear inch. The most common sizes are 5, 7, 10, and 14 count. It is sold most often in sheets; pre-cut shapes are available in circles, triangles and novelty shapes such as butterflies, hearts, and stars. Our patterns are designed using 7 count plastic canvas mesh.



Discover the Magic of "Whistling In The Dark" by Shirley Hughes - A Timeless Tale of Courage and Hope

Known for her masterful storytelling and captivating illustrations, Shirley Hughes has enchanted readers of all ages with her timeless children's books. From endearing...



Discover the Natural Beauty of Michigan and Wisconsin with the North Country Trail Explorer: 50 Hikes You Can't Miss!

If you are an outdoor enthusiast and love to explore picturesque landscapes, then look no further. Michigan and Wisconsin offer a plethora of hiking trails that will leave you...




Quality Management In Oil And Gas Projects: Ensuring Reliable and Efficient Operations

When it comes to the oil and gas industry, quality management plays a critical role in ensuring reliable and efficient operations. With the complexity and high stakes...




Introduction To Aviation Physiology - Exploring the Science Behind Flying

Have you ever wondered how aircraft are able to fly at high altitudes, carrying passengers safely to their destinations? It's not just the physics of lift and aerodynamics...



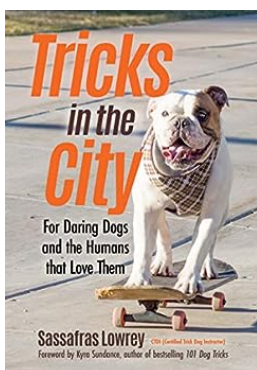
Blockchain In An Hour: Unveiling the Revolutionary Technology Shaping the Future

If you are intrigued by the latest technologies and want to dive into the world of revolutionary advancements, then prepare to be amazed by the...




Unlocking the Power of Speech And Language Processing Download: A Comprehensive Guide

Are you ready to harness the incredible potential of speech and language processing? Look no further! In this in-depth article, we will explore the fascinating world of speech...



Unleashing the Most Astounding Tricks In The City - You Won't Believe Your Eyes!

Have you ever dreamt of being a magician and amazing everyone around you with unbelievable tricks? Well, now you can turn that dream into reality with Tricks In The City!...



50 Applique Blocks To Grow Your Garden

Are you looking to add a touch of beauty and nature to your home decor? Look no further than these 50 applique blocks that will surely make your garden-themed projects...