

A Comprehensive Step By Step Tutorial To Make Your Very Own Felt Microwave Oven

Have you ever wondered how to create a stunning and realistic felt microwave oven? Look no further! In this step by step tutorial, we will guide you through the process of making your very own felt microwave oven that is not only adorable but also kid-friendly. Get ready to unleash your creativity and showcase your DIY skills!

Materials Needed


Before we dive into the creation process, let's gather the necessary materials:

- Felt fabric in various colors
- Thread in matching colors
- Needle
- Scissors
- Measuring tape
- Hot glue gun
- Cardboard
- Buttons and beads for embellishments

Step 1: Designing the Pattern

The first step is to design the pattern for your felt microwave oven. You can either create your own pattern or download one from online resources. Take

measurements of the desired size and sketch the outline on a piece of paper. This will serve as your guide for cutting the felt pieces.



step by step tutorial to make felt microwave oven

by Lynette Anderson (Kindle Edition)

★★★★☆ 4.5 out of 5

Language : English

File size : 287 KB

Text-to-Speech : Enabled

Screen Reader : Supported

Enhanced typesetting : Enabled

Print length : 4 pages



Step 2: Cutting and Assembling

Use the pattern to cut the necessary felt pieces for the microwave oven. You will need pieces for the main body, door, control panel, and any additional features you want to include. Carefully assemble the felt pieces and pin them together. This will give you an idea of how the final product will look.

Step 3: Sewing and Embellishing

With the pieces pinned together, start sewing along the edges using a matching thread. Take your time to ensure neat and sturdy stitches. Once the basic structure is complete, it's time to add embellishments. Decorate the control panel with buttons and beads to give a realistic touch. Let your creativity flow and make it as vibrant as you desire!

Step 4: Adding Details

Now it's time to add the finer details. Cut out buttons, dials, and any other elements that will make your felt microwave oven look more authentic. Attach these carefully using a hot glue gun or sewing method, depending on the thickness of the felt. Make sure they are securely attached and won't come off easily.

Step 5: Creating the Door

To create the microwave door, cut a rectangular piece of felt and attach it to the front of the oven using hinges made from felt strips. This will allow the door to open and close smoothly. You can also add a small transparent piece to mimic the microwave window.

Step 6: Adding Functionality

If you want to take your felt microwave oven to the next level, consider adding some functionality. For instance, you could attach a small pocket inside the oven to hold felt food items. This will provide endless playtime possibilities for kids and make the oven more interactive.

Step 7: Final Touches

Inspect your creation and make any final adjustments. Ensure all the seams are secure and the embellishments are intact. Trim any excess threads and give it a final press with a warm iron to smooth out any wrinkles.

Step 8: Showcasing Your Masterpiece

Congratulations! Your very own felt microwave oven is now complete. Take some time to appreciate your hard work and creativity. Showcase it in your playroom or gift it to someone special. This adorable felt creation will surely bring joy and imaginative play to any setting.

Creating a felt microwave oven is a fun and rewarding activity that allows you to explore your artistic skills. This step by step tutorial has provided you with the necessary guidance to create a realistic and functional felt microwave oven. Enjoy the process, experiment with colors, and let your imagination soar as you create your masterpiece!



step by step tutorial to make felt microwave oven

by Lynette Anderson (Kindle Edition)

★★★★☆ 4.5 out of 5

Language : English

File size : 287 KB

Text-to-Speech : Enabled


Screen Reader : Supported

Enhanced typesetting : Enabled

Print length : 4 pages



This book contains an easy to follow step by step tutorial to make a cute microwave oven with felt. This is a fun and engaging activity for both, children and adults.




Cockatiels Pets: A Comprehensive Guide to Diet, Housing, Care, Health, Keeping - Pros and Cons

Are you considering getting a cockatiel as a pet? These stunning birds have become popular pets, known for their playful and affectionate nature. Whether you are an...



A Comprehensive Step By Step Tutorial To Make Your Very Own Felt Microwave Oven

Have you ever wondered how to create a stunning and realistic felt microwave oven? Look no further! In this step by step tutorial, we will guide you through the process of...




The Evolution of Nuyorican Poetry: From The Sixties To Slam Contemporary North American Poetry

Over the past few decades, the world of poetry has witnessed a significant transformation, with unique styles and movements emerging from various cultural backgrounds. One...




A Date With Disaster: DC Super Hero Girls Unveil Their Thrilling Journey!

Calling all DC Super Hero Girls fans! Brace yourselves for an enthralling adventure as we delve into the thrilling world of our favorite heroes in "Date With Disaster."...



Spacebot Mike Twohy: The Adventurous Robot Exploring the Cosmos

In the vast emptiness of space, a fearless and extraordinary robot named Spacebot Mike Twohy is making headlines with its intrepid adventures and groundbreaking...



Itty Bitty Animals: Stories From The Rehabilitation Center

At the heart of our Rehabilitation Center lies a heartwarming world filled with tiny, adorable creatures battling against all odds to survive and thrive. These itty bitty...



Welcome to the Brave New Stitch Crossings and 19 Knitting Patterns - A Knitter's Delight

Knitting has always been a relaxing and creative craft enjoyed by people around the world. With the popularity of DIY culture on the rise, more and more individuals are...



Sink or Float: Can Reading Level Really Make a Difference?

Welcome to a fascinating journey into the world of reading levels and their impact on our understanding of texts. Join us as we explore the age-old question – does the...

[step by step tutorial maker](#)

[step by step tutorial on how to twerk](#)

[step by step tutorial procreate](#)

[step by step tutorial drawing](#)

[step by step tutorial for makeup](#)

[step by step tutorial for rubik's cube](#)

[step by step tutorial on how to french braid](#)

[step by step tutorial painting](#)