

78 Techniques To Learn Design Basic Crochet Collection

Are you ready to explore the fascinating world of crochet and learn 78 different techniques to create stunning designs? Look no further, for we have prepared an extensive guide that will delve into the basics of crochet, providing you with the knowledge and skills needed to embark on your crochet journey.

Crocheting is not just a hobby; it is an art form that allows you to express your creativity while producing beautiful and functional pieces. Whether you are a complete beginner or an experienced crocheter looking to expand your skillset, this collection of techniques will be your ultimate resource.

1. Chain Stitch



Basic Crochet: 78 Techniques to Learn & Design (Basic Crochet Collection Book 1)

by Christian Wolmar (Kindle Edition)

★★★★★ 4.9 out of 5

Language : English

File size : 21693 KB

Text-to-Speech : Enabled

Screen Reader : Supported

Enhanced typesetting : Enabled

Print length : 872 pages

Lending : Enabled



The chain stitch is the foundation of crochet. It forms a row of interlocking loops and is the starting point for many projects.

2. Slip Stitch

The slip stitch is used to join stitches or create decorative effects. It is often used to create smooth edges or add finishing touches.

3. Single Crochet

The single crochet stitch is one of the most basic stitches in crochet. It creates a tight and dense fabric that is perfect for creating sturdy projects.

4. Double Crochet

The double crochet stitch is taller than the single crochet stitch. It is versatile and can be used to create a variety of textures and patterns.

5. Half Double Crochet

The half double crochet stitch is a versatile stitch that is slightly taller than the single crochet stitch. It creates a looser fabric and is commonly used for blankets, scarves, and hats.

6. Treble Crochet

The treble crochet stitch is even taller than the double crochet stitch. It is ideal for creating lacy designs and openwork patterns.

7. Front Post Double Crochet

The front post double crochet creates a raised, textured effect by working around the post of the stitch instead of into the top of the stitch.

8. Back Post Double Crochet

The back post double crochet is similar to the front post double crochet but creates a different texture by working around the post of the stitch from the back.

9. Cluster Stitch

The cluster stitch is a group of stitches worked into the same stitch, creating a dense and textured fabric.

10. V-Stitch

The V-stitch is created by working two double crochet stitches into the same stitch, separated by a chain stitch. It creates a V-shaped pattern that adds interest to any project.

11. Popcorn Stitch

The popcorn stitch is a fun and decorative stitch that forms a raised pom-pom-like cluster on the fabric.

12. Bobble Stitch

The bobble stitch is similar to the popcorn stitch but consists of several double crochet stitches worked together to create a dense, rounded shape.

13. Shell Stitch

The shell stitch is formed by working several stitches into the same stitch or space, creating a scalloped edge or textured pattern.

14. Spike Stitch

The spike stitch is created by inserting the hook into a lower row or stitch, pulling up a loop, and then completing the stitch.

15. Bullion Stitch

The bullion stitch is a decorative stitch that creates a twisted or coiled effect on the fabric. It requires wrapping the yarn multiple times around the hook to form the stitch.

16. Puff Stitch

The puff stitch creates a soft, textured fabric by working several incomplete stitches into the same stitch and then completing them all at once.

17. Cluster V-Stitch

The cluster V-stitch combines the cluster stitch with the V-stitch to create a unique pattern with added texture.

18. Thermal Stitch

The thermal stitch is a thick and cozy stitch that is perfect for creating warm blankets and scarves. It creates a thick, double-sided fabric.

19. Basketweave Stitch

The basketweave stitch creates a textured pattern that resembles a woven basket. It is achieved by working alternating front post and back post double crochet stitches.

20. Cable Stitch

The cable stitch is a technique that creates cables or twists in the fabric by crossing stitches over each other.

21. Bavarian Square

The Bavarian square is a technique that combines different stitches and color changes to create a unique square motif.

22. Catherine Wheel Stitch

The Catherine wheel stitch is a complex stitch pattern that creates a circular design with spokes, resembling a spinning wheel.

23. Crocodile Stitch

The crocodile stitch creates a layered, scale-like texture that is reminiscent of crocodile skin.

24. Filet Crochet

Filet crochet is a technique that creates an openwork fabric by working double crochet and chain stitches to form a grid-like pattern.

25. Granny Square

The granny square is a classic crochet technique that involves working multiple double crochet stitches into the same stitch and joining them to create a square motif.

26. Ripple Stitch

The ripple stitch creates a wavy or zigzag pattern by alternating increases and decreases in stitches.

27. Tunisian Simple Stitch

Tunisian crochet is a unique technique that combines elements of crochet and knitting. The simple stitch is the basic stitch used in Tunisian crochet.

28. Tunisian Purl Stitch

The Tunisian purl stitch is a variation of the simple stitch that creates a textured, purl-like fabric.

29. Tunisian Knit Stitch

The Tunisian knit stitch is another variation of the simple stitch that mimics the look of knitted fabric.

30. Hairpin Lace

Hairpin lace is a technique that uses a hairpin lace loom or fork to create long strips of lace, which can be joined to create various designs.

31. Crochet Overlay

The crochet overlay technique involves crocheting motifs and then layering them on top of a base fabric, creating a three-dimensional effect.

32. Tapestry Crochet

Tapestry crochet is a technique that allows you to create intricate designs using multiple colors. The stitches are worked over unused strands of yarn to create a colorwork pattern.

33. Intarsia Crochet

Intarsia crochet is a technique similar to tapestry crochet but involves changing colors within a row or round rather than carrying unused strands.

34. Corner-to-Corner Crochet

The corner-to-corner crochet technique involves working diagonally from one corner of the project to the opposite corner, gradually increasing and decreasing stitches to create a square or rectangular shape.

35. Broomstick Lace

Broomstick lace is a technique that uses a large knitting needle or dowel as a broomstick. Stitches are wrapped around the broomstick and then worked together to create a lacy, openwork fabric.

36. Solomon's Knot

Solomon's Knot, also known as the lover's knot or European knot, is a delicate and lacy stitch that creates a unique net-like pattern.

37. Bullion Block Stitch

The bullion block stitch is a variation of the bullion stitch and is used to create a dense, textured fabric with a square or rectangular motif.

38. Russian Join

The Russian join is a technique used to join yarn together seamlessly. It eliminates the need for weaving in loose ends and creates a neater finish.

39. Magic Loop

The magic loop, also known as the magic ring or adjustable ring, is a technique used to start crocheting in the round or create a tight center for amigurumi projects.

40. Fringe

Fringe is a decorative element that can be added to the edges of projects such as scarves, shawls, or blankets. It can be made using a variety of materials, including yarn, ribbon, or beads.

41. Surface Crochet

Surface crochet is a technique that involves crocheting on top of a finished fabric, adding decorative elements or accents.

42. Picot Stitch

The picot stitch is a small loop created by chaining a few stitches and then slip stitching back into the original stitch. It is used as a decorative edging or to create

spaces for buttons or ties.

43. Foundation Single Crochet

The foundation single crochet is a technique used to create the starting chain and first row of single crochet stitches simultaneously, eliminating the need for a separate foundation chain.

44. Foundation Double Crochet

Similar to the foundation single crochet, the foundation double crochet combines the starting chain and first row of double crochet stitches.

45. Foundation Half Double Crochet

The foundation half double crochet combines the starting chain and first row of half double crochet stitches.

46. Foundation Slip Stitch

The foundation slip stitch is a variation of the foundation chain and is used to create a seamless bottom edge or join rows together.

47. Seamless Stripes

Creating seamless stripes involves changing colors without cutting the yarn or carrying it along the side of the work. It is a technique used to create clean color changes and avoid weaving in multiple ends.

48. Invisible Join

The invisible join is a technique used to seamlessly join rounds or rows without leaving a noticeable seam.

49. Short Rows

Short rows refer to working partial rows or sections of a project to create shaping or add design elements.

50. Filet Mesh

Filet mesh is a technique that involves creating openwork patterns using a combination of double crochet and chain stitches. It is commonly used to create lacy curtains or tablecloths.

51. Back Loop Only

The back loop only technique involves working stitches only through the back loop of the stitch, creating a ribbed or textured effect.

52. Front Loop Only

Similar to back loop only, the front loop only technique focuses on working stitches through the front loop of the stitch.

53. Linked Stitches

Linked stitches are a variation of traditional crochet stitches and are worked by inserting the hook through the vertical bars or loops of the previous row or stitch.

54. Surface Slip Stitch

Surface slip stitch is a technique used to create decorative stitches or patterns on top of a finished fabric.

55. Stacked Double Crochet

The stacked double crochet stitch is a technique that involves working multiple double crochet stitches on top of each other in the same stitch, creating a textured effect.

56. Extended Single Crochet

The extended single crochet is a variation of the single crochet stitch that creates a slightly taller stitch and a looser fabric.

57. Long Double Crochet

The long double crochet is a stitch that creates a taller stitch by working into a lower stitch or row, creating an elongated look.

58. Thread Crochet

Thread crochet involves using a fine crochet thread and a small hook to create delicate and intricate designs.

59. Bead Crochet

Bead crochet incorporates beads into the fabric by threading them onto the yarn and incorporating them into the stitches. It is a technique used to create jewelry or embellishments.

60. Bullion Loop

The bullion loop is a looped stitch created using the bullion stitch technique. It can be used to create decorative loops, edgings, or accents.

61. Surface Cluster Stitch

The surface cluster stitch is a technique that involves working clusters on top of a finished fabric, creating a textured effect.

62. Faux Fur Crochet

Faux fur crochet is a technique that involves crocheting with faux fur yarn, creating soft and fluffy textures.

63. Appliqué Crochet

Appliqué crochet is a technique that involves crocheting motifs and attaching them to a base fabric to create a design or pattern.

64. Tape Lace Crochet

Tape lace crochet is a technique that creates lace patterns by working rows of connected loops.

65. Lattice Stitch

The lattice stitch is a technique that creates a crisscross pattern by working stitches around a chain space, creating an openwork effect.

66. Raised Diagonal Stitch

The raised diagonal stitch is a technique that creates a textured diagonal pattern by working stitches around a chain space.

67. Zipper Technique

The zipper technique involves adding a zipper to crochet projects, creating functional and stylish closures.

68. Linked Double Crochet

Linked double crochet is a technique that creates a denser and textured fabric by working stitches through the vertical bars of the previous row or stitch.

69. Seamless Join

A seamless join is a technique used to join motifs or pieces together without leaving a visible seam.

70. Overlay Motif Crochet

Overlay motif crochet involves crocheting motifs on top of the previous row or stitch, creating a three-dimensional effect.

71. Filet Block Stitch

The filet block stitch is a technique that combines solid blocks with openwork blocks to create a pattern or design.

72. Square Motif

The square motif is a versatile motif that can be used to create blankets, pillows, or garments.

73. Hexagon Motif

The hexagon motif is a six-sided motif that can be used to create various designs and patterns, including blankets and tablecloths.

74. Octagon Motif

The octagon motif is an eight-sided motif that can be used to create unique designs and patterns.

75. Star Motif

The star motif is a decorative motif that can be used to create appliqués, motifs, or embellishments.

76. Flower Motif

The flower motif is a versatile motif that can be used to create decorative accents, embellishments, or a centerpiece for a project.

77. Heart Motif

The heart motif is a classic motif that can be used to create romantic or lovely designs.

78. Edging Techniques

Various edging techniques can be used to add a finishing touch to your projects. From simple scallops to intricate lace patterns, these techniques elevate the overall look of your crochet pieces.

With this comprehensive collection of 78 crochet techniques, you have a wealth of knowledge at your fingertips. From the basic stitches to more intricate designs,

you are now equipped with the skills to create stunning crochet projects.

Remember, practice makes perfect, so don't be afraid to experiment with different techniques and patterns. Let your creativity run wild and enjoy the journey of becoming a master crocheter.



Basic Crochet: 78 Techniques to Learn & Design (Basic Crochet Collection Book 1)

by Christian Wolmar (Kindle Edition)

★★★★☆ 4.9 out of 5

Language : English

File size : 21693 KB

Text-to-Speech : Enabled

Screen Reader : Supported

Enhanced typesetting : Enabled

Print length : 872 pages

Lending : Enabled



In this book you will learn New pattern collections, handmade hooks, cool cotton yarns and much more, plus we learn about crochet's growth on TikTok, and four bundles of yarn up for grabs! We hook up some vibrant colourful yarns ideal for your summer projects, from gradients to stripes to solids...




78 Techniques To Learn Design Basic Crochet Collection

Are you ready to explore the fascinating world of crochet and learn 78 different techniques to create stunning designs? Look no further, for we have prepared an extensive...



The Agency: A Whole New Kind Of Marathon

Are you tired of the same old marathons? Looking for something more exciting, adventurous, and challenging? Look no further! The Agency brings you a whole new kind...



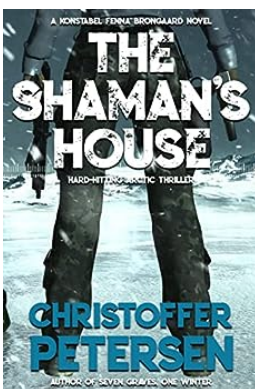
Discover the Hidden Gems of Andalucia with Frommer Shortcut Guide

Are you ready to embark on a mesmerizing journey through the breathtaking landscapes of Andalucia? With Frommer Shortcut Guide, you can now explore the hidden...



An Art Lover's Journey: A Quintessential Guide With Pictures

Art has the power to transport us to different worlds, evoke emotions, and spark creativity. For art lovers, exploring the most renowned art destinations around the...




The Shaman House: Explore the Mysteries of Sacred Healing Rituals

Enter the enchanting world of The Shaman House, where ancient wisdom meets modern seekers of healing and transformation. Step inside this mystical haven and embark on a...



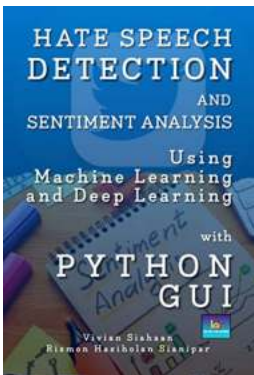
From Office Boy To Internet Entrepreneur: The 12 Rules Of Marketing Success

Have you ever wondered how ordinary people can achieve extraordinary success in the world of marketing? How is it possible for someone to start as an office boy and...



The Unpolished Gem: Discovering the Brilliance of Lionel Smith

When it comes to extraordinary individuals, Lionel Smith stands out as one of the brightest gems. Despite not receiving the recognition he truly deserves, Lionel has...



Hate Speech Detection And Sentiment Analysis Using Machine Learning And Deep

Hate speech has become a prominent issue in today's digital age. With the rise of social media platforms and online forums, hateful and offensive content has become...