

5a Animals: Start Your Journey into Realism Here!

Are you an avid animal lover and fascinated by the art of realism? If so, you've come to the perfect place to embark on your journey. In this article, we will dive deep into the world of 5a animals and explore the intricacies of realism. From understanding the concept to learning techniques and finding inspiration, this comprehensive guide will equip you with everything you need to create stunningly realistic animal art. So, let's begin this exciting adventure together!

Understanding Realism in Animal Art

Before we jump into the specifics of 5a animals, it's crucial to grasp the essence of realism as an art form. Realism is all about capturing the true essence of a subject, bringing it to life on canvas or paper. When it comes to animal art, realism requires the artist to depict animals in their most natural and lifelike form, paying meticulous attention to details like texture, color, and anatomy.

Realistic animal art celebrates the beauty and diversity of the animal kingdom by showcasing the intricate features, expressions, and habitats of various species. It allows viewers to connect with and appreciate the wonders of nature. Whether you're a beginner or an experienced artist, venturing into the realm of 5a animals will undoubtedly enhance your artistic skills and deepen your appreciation for wildlife.

5A: Animals: Learn about realism. (Start here)

by Graeme Smith (Paperback – July 10, 2020)

★★★★★ 5 out of 5

Language : English

File size : 67 KB

Text-to-Speech : Enabled



Enhanced typesetting : Enabled
Word Wise : Enabled
Print length : 67 pages
Screen Reader : Supported
Paperback : 133 pages
Item Weight : 7.2 ounces
Dimensions : 6 x 0.34 x 9 inches



The Fascinating World of 5a Animals

When it comes to realistic animal art, 5a animals are at the forefront. The term "5a" refers to the five animals that are commonly associated with realism: lions, tigers, elephants, giraffes, and horses. These majestic creatures have captivated artists throughout history due to their grandeur, unique characteristics, and emotional depth.

Each of these animals offers a unique challenge and opportunity for artists to explore different techniques and styles. From creating the intricate patterns of a tiger's fur to capturing the gracefulness of a horse in motion, 5a animals provide a rich and diverse range of subjects for artists to sink their brushes into.

Unveiling the Secrets of Realistic Animal Art

Now that you're familiar with the concept of realism in animal art and the significance of 5a animals, it's time to delve into the techniques and strategies artists employ to achieve lifelike representations. These key approaches, when combined with practice and patience, will undoubtedly elevate your animal artwork to a new level of realism:

- **Study Animal Anatomy:** Understanding the anatomy of your subject is vital for creating realistic animal art. Familiarize yourself with the skeletal structure, muscles, and proportions of the animals you wish to capture.
- **Mastering Light and Shadow:** Accurate rendering of light and shadow plays a crucial role in bringing depth and dimension to your animal art. Study how light interacts with the different textures and surfaces of your subject.
- **Texture and Fur Details:** Animals have a wide variety of textures and fur patterns. Capturing these intricacies requires attention to detail. Experiment with different brush strokes and techniques to recreate the textures convincingly.
- **Use Reference Photos:** Working from real-life reference photos or high-quality images can greatly aid in achieving realism. Analyze the details within the photos and use them as a guide for your artwork.
- **Practice Patience:** Creating realistic animal art takes time and patience. Don't rush the process. Accept that it's a learning journey, and embrace the opportunity to grow and improve with each artwork.

Discovering Inspiration in the Natural World

As an artist, finding inspiration is essential to fuel your creative journey.

Fortunately, the natural world is a treasure trove of inspiration for 5a animal artists. Immerse yourself in nature, observe animals in their natural habitat, and visit wildlife sanctuaries and parks. Pay attention to their behavior, mannerisms, and expressions – these observations will inform the authenticity of your artwork.

Additionally, there are countless online resources, books, and magazines dedicated to wildlife photography and animal art. Surrounding yourself with such

inspiration will constantly fuel your creativity and provide a wealth of references for your artistic endeavors.

Embarking on a journey into the world of 5a animals and realism is a thrilling adventure for any animal lover and artist. From understanding the core principles of realism to mastering the techniques required to breathe life into your artwork, this article has provided you with a comprehensive starting point to begin your artistic exploration.

Remember, practice is the key to improving your skills and achieving realism in your animal art. With dedication and perseverance, you can create captivating and lifelike representations of the magnificent 5a animals. So, pick up your brushes, hone your skills, and let the magic of realism unfold on your canvas!



5A: Animals: Learn about realism. (Start here)

by Graeme Smith (Paperback – July 10, 2020)

★★★★★ 5 out of 5

Language : English

File size : 67 KB

Text-to-Speech : Enabled

Enhanced typesetting: Enabled

Word Wise : Enabled

Print length : 67 pages

Screen Reader : Supported

Paperback : 133 pages

Item Weight : 7.2 ounces


Dimensions : 6 x 0.34 x 9 inches



Learn about realism using photographs (at least to start with). Any photograph is of something. Instead of selecting random subject matter select the kind you'd like

to paint. An artist who lived in California wanted to learn how to paint polar bears. In addition his painting skills were quite modest. I suggested he do many small experimental studies by looking at photographs. It didn't matter if they're finished or not as they're ways of learning about bears. After 250 studies he did his first painting with no polar bear or photo. He was totally surprised at how well his polar bear turned out. Also the standard of the work was infinitely better than it had been in the past. He had internalized his learning. The polar bears he created were not any photographer's either. They were his! If you want to learn to paint animals, then choose animal photographs. Like the Californian artist don't select any animal focus on one (tiger, cat). Then even from the start you can become a specialist. You understand the animal and over time develop the painting skills needed. You will also know how to paint your subject your way. Eventually you can focus on another subject. If it is related to your original theme you will learn much quicker. For example one breed of dog to another or from one kind of animal to another. You'll note the similarities and also the differences. Progress from portraits to head and shoulders studies and then full figures. Follow this pattern for long enough, and you'll be able to paint anything! People who do anything well also do it faster than those who don't. That applies to painting like anything else, it's one of the indicators of skill. Skill in art, sport or even medicine is basically the same phenomenon. It's practiced behaviour in action. Most artists don't do anywhere near enough paintings to develop any real skill. Many small experiments will beat one or two major efforts every time. But you must do the 'hard yards'! Painting a large number of experiments develops skill, and also attitude. You'll become more discerning, because you acquire more experience. You'll not need, nor want, other people's assessments. Work on a number of experiments at the same to increase productivity. For you reduce wasted time. Once you run into a dead-end with a painting move to another for a fresh start. The initial painting is returned to with a different attitude, or set it aside again. Working on a number of paintings at the same time also saves materials. A particular colour can be applied to the work for

which it was intended. BUT there will be other works where that same colour will be appropriate. When you buy paint, buy in quantity, but only use as needed. Can't remember what you did previously go with what you think of now. In the end it doesn't matter! Usually you'll find most works will finish fresh and roughly about the same time. But you can also learn by looking. That's how you learn about the appearance of things. Traditional art learning is based on looking and putting. It's possible to learn many simple things and gradually combine them. A problem is that you can only paint what you can see. But by actually painting such things you get to understand their appearance. You also develop skill at depicting those you do most. Let your experiments evolve. Those that don't work won't matter for you learn a great deal from the 'failures'. You'll learn what to do and what not to do next time. Regard these as exercises or studies or experiments. They are never going to be framed, sold or kept for posterity. Just do many and do them reasonably quickly.




The Fascinating History of Australian Railways: Exploring their Legacy and Evolution

Australia, a vast and diverse country, is home to a rich history of railways that has played a significant role in shaping the nation. From the early colonial times to the...



5a Animals: Start Your Journey into Realism Here!

Are you an avid animal lover and fascinated by the art of realism? If so, you've come to the perfect place to embark on your journey. In this article, we will dive deep into...



Unlocking the Wonders of the Middle East: Meeting the Mystical Arabia

When we think of the Middle East, we are often captivated by its rich history, intriguing culture, and timeless landscapes. Within this region lies a land of marvels, a...



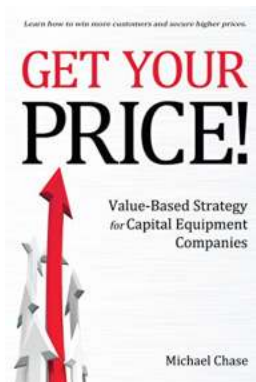
The Dragon Gate Chronicles Of The Black Tulip: A Captivating Journey Filled with Mystery and Adventure

Have you ever dreamed of entering a world where magic and danger intertwine? Where heroes battle sinister forces to protect their loved ones and unravel ancient mysteries?...



The Ultimate Study Guide for William Shakespeare's "Pericles"

Welcome to the ultimate study guide for William Shakespeare's "Pericles." This renowned play, believed to be written between 1607 and 1608,...




The Ultimate Guide to Value Based Strategy for Capital Equipment Companies

Are you a capital equipment company looking to thrive in a competitive market? In today's fast-paced business environment, focusing solely on product features and pricing is...



Teespring Commerce Video Affiliate Marketing: Boosting Your Earnings Through Engaging Videos

Are you looking for a way to earn passive income? Do you have a knack for creating engaging videos? If so, then Teespring Commerce Video Affiliate Marketing...



Discover the Irresistible Flavors of Eve Sinful Bite

Eve Sinful Bite is not your ordinary bakery. With its wide array of decadent treats, this hidden gem has become a favorite among foodies and dessert enthusiasts alike. Each...