

30 No Needle Projects For You And Your Home

Are you someone who loves crafting but doesn't enjoy knitting or sewing? If so, don't worry! There are countless projects out there that don't require any needles at all. These projects are not only fun and creative but also offer a unique way to decorate your home or create personalized gifts for your loved ones.

1. Yarn-Wrapped Letters

Create beautiful décor pieces using yarn and cardboard letters. Choose different colors to match your room's color scheme and wrap the yarn around the letters until they are completely covered. Hang them on a wall or place them on shelves for a personalized touch.

Alt Attribute: Yarn-wrapped letters spelling "HOME" in different colors.

2. Macrame Plant Hanger

Add a boho vibe to your home by making a macrame plant hanger. All you need is some cord or rope and a pot. Follow easy online tutorials to learn various macrame knotting techniques and create a stylish hanger for your favorite plants.



Arm Knitting: 30 no-needle projects for you and your home

by Alpha (Kindle Edition)

★★★★☆ 4.3 out of 5

Language : English

File size : 39388 KB

Screen Reader : Supported

Print length : 127 pages



Alt Attribute: Macrame plant hanger showcasing a beautiful green plant.

3. Fabric-Covered Storage Bins

Give your storage bins a makeover by covering them with fabric. Choose patterns and colors that match your room's theme and use adhesive or glue to attach the fabric to the bins. This simple project can instantly transform the look of your storage space.

Alt Attribute: Fabric-covered storage bins organized neatly on a shelf.

4. Gallery Wall

Create a stunning gallery wall using picture frames and artworks that don't require any needlework. Use adhesive hooks or nails to hang your favorite photos, drawings, or prints. Play around with different layouts and sizes to make it unique and eye-catching.

Alt Attribute: A gallery wall displaying various artworks and photographs.

5. Paper Flower Bouquet

Brighten up any space with a bouquet of paper flowers. Use colorful cardstock or even recycled materials to create different flower designs. Arrange them in a beautiful vase, and you'll have a long-lasting and maintenance-free bouquet that adds a touch of nature to your home.

Alt Attribute: A paper flower bouquet in vibrant colors placed in a glass vase.

6. Rustic Mason Jar Candle Holders

Add a cozy ambiance to your home with rustic mason jar candle holders. Wrap twine or lace around the jars, securing them with glue. Place tea light candles or LED lights inside the jars and enjoy the warm glow they emit.

Alt Attribute: Rustic mason jar candle holders with flickering tea light candles.

In , these 30 no-needle projects provide endless possibilities for you to explore your creativity and enhance your home's décor without the need for traditional needlework. Whether you're looking for a quick weekend project or a long-term craft, these ideas are sure to inspire you. So, gather your materials, unleash your artistic side, and dive into the world of needle-free crafts!



Arm Knitting: 30 no-needle projects for you and your home by Alpha (Kindle Edition)

★★★★☆ 4.3 out of 5

Language : English

File size : 39388 KB

Screen Reader : Supported

Print length : 127 pages



30 step-by-step, chunky knit projects using the hottest needle-free trend: arm knitting.

It's fast, it's easy, and it's fun. Arm Knitting features 30 guided projects for head-to-toe wearables, accessories, and cozy home goods. Each project is needle-free! Although you could create the same stitches and the same techniques with

regular knitting, arm knitting gives you bigger stitches, and thicker yarns allow for more rapid results. Using just your arms, you can create your own chunky, beautiful knit goods by following the photographic instructions!

Let the photography inspire you as you work through each project, whether you want a scarf for the winter, a new wreath for your door, or a blanket for your bed. From choosing yarn, to weaving in ends, to sewing pieces together, Arm Knitting guides you every step of the way.

Perfect for those who don't know how to knit, this needle-free technique is suitable for beginners, giving you beautiful results in hardly any time at all.




30 No Needle Projects For You And Your Home

Are you someone who loves crafting but doesn't enjoy knitting or sewing? If so, don't worry! There are countless projects out there that don't require any needles at all....



Football Business: Stephen Shmanske - The Mastermind behind Successful Ventures

Football is not just a sport; it has become a billion-dollar industry that drives economies and captures the hearts of millions across the world. Behind this...



The Fascinating History of the Railroad Development Corporation: Railroads Past And Present

When it comes to transportation, few inventions have had such a profound impact on the development of nations and societies as the railroad. The history of railroads...



Battle Of The Bots: Robots Rule the Arena

The world of robotics has experienced a rapid evolution in recent years. With groundbreaking advancements in artificial intelligence and cutting-edge engineering, robots...



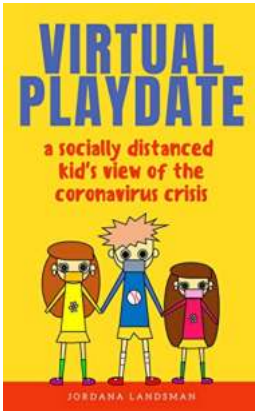
The Ultimate DIY Guide to Make Sashiko Japanese Quilting Templates Embroidery

Are you a fan of Japanese arts and crafts? Do you love the intricate beauty of Sashiko embroidery? If so, then you've come to the right place! In this ultimate DIY guide, we...




The 2020 Hyundai Elantra GT Line: Redefining Performance and Style

The 2020 Hyundai Elantra GT Line is the perfect combination of sportiness and...



Socially Distanced Kid View Of The Coronavirus Crisis

Children around the world have faced numerous challenges due to the coronavirus pandemic. The concept of social distancing and understanding why it is necessary can...



Flights And Chimes And Mysterious Times: A Captivating Adventure

Are you ready to embark on an extraordinary journey filled with intrigue and magic? Look no further than "Flights And Chimes And Mysterious Times" by Emma...

arm knitting 30 no-needle projects for you and your home