

30 Easy Projects For Creating Exquisite Wall Art

Are you looking to add a touch of creativity to your home decor? Reimagining your walls with exquisite art pieces is a fantastic way to personalize your space and make a bold statement. Creating your own wall art not only adds a unique touch but also allows you to showcase your artistic skills. If you're ready to embark on a DIY journey, we have gathered 30 easy projects that will help you create stunning wall art effortlessly.

1. Abstract Canvas Paintings

Express your inner artist with abstract canvas paintings. Explore different techniques, such as pouring, splattering, and layering colors to create visually striking pieces. Hang them in your living room or bedroom for an instant pop of color and personality.



Whimsical Felt Embroidery: 30 Easy Projects for Creating Exquisite Wall Art

by Meghan Thompson (Kindle Edition)

★★★★☆ 4.3 out of 5

Language : English

File size : 108635 KB

Text-to-Speech : Enabled

Screen Reader : Supported

Enhanced typesetting : Enabled

Print length : 232 pages



2. Upcycled Wood Pallet Art

Give old wood pallets a new life by transforming them into beautiful wall art. Paint them in vibrant colors, stencil inspirational quotes, or create a collage using different-sized pallets. This sustainable art idea adds a rustic charm to any space.



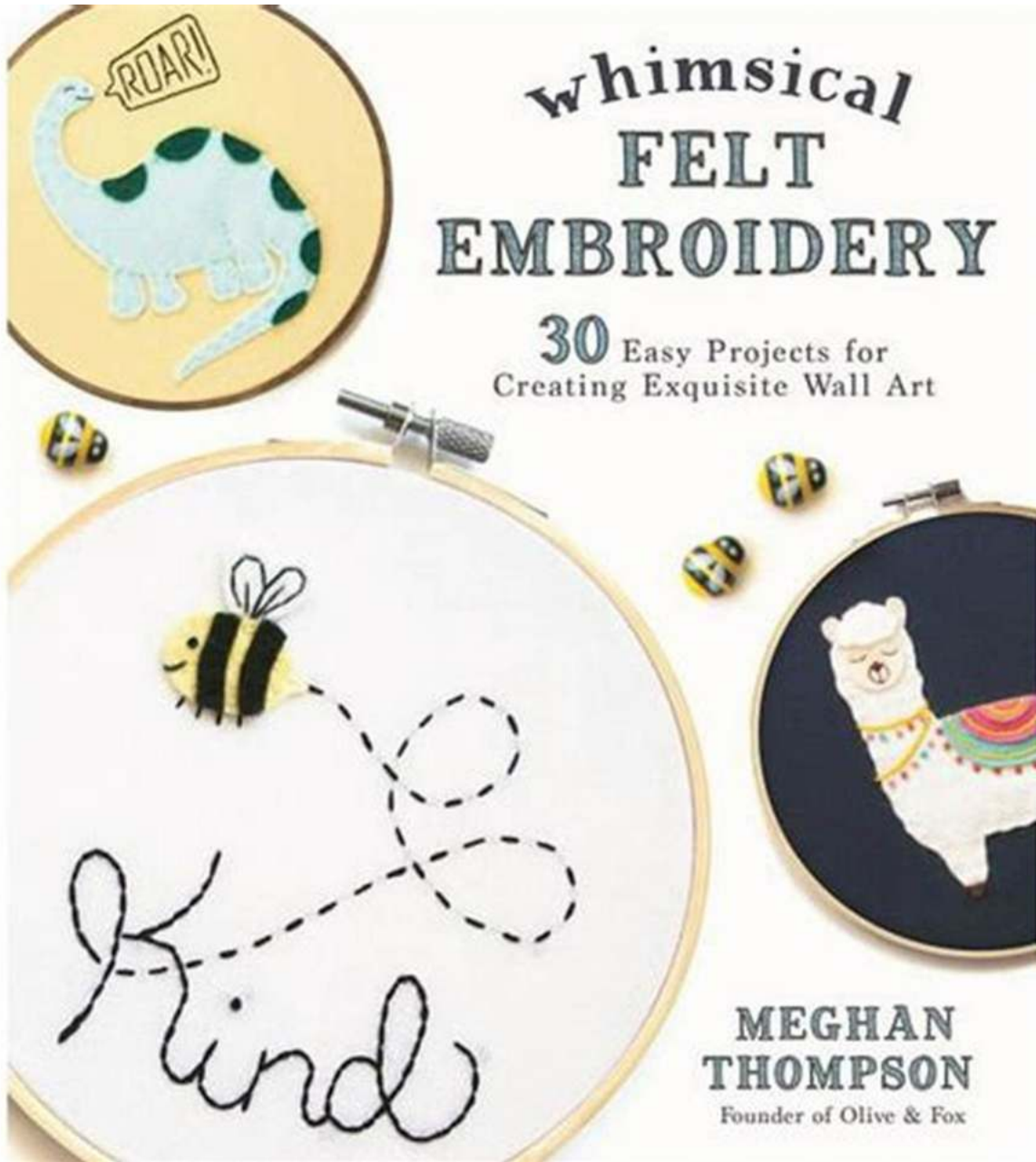
3. DIY Macrame Wall Hangings

Create bohemian-inspired wall hangings using macrame techniques. Knot colorful ropes in intricate patterns to form stunning designs. Hang them near windows or as a focal point above your bed for a cozy and chic atmosphere.



4. Geometric Paper Art

Cut out geometric shapes from colorful paper and arrange them in unique patterns. Experiment with different colors and sizes to create mesmerizing designs. This project is easy to execute and can be a great way to engage kids in crafting.



5. Personalized Photo Collage

Turn your cherished memories into a personalized photo collage. Print out your favorite photos in different sizes and arrange them creatively on a large canvas or wooden board. This wall art idea not only adds a personal touch but also sparks conversations about those special moments.



6. DIY Fabric Wall Art

Find beautiful fabrics with intricate patterns and stretch them over a wooden frame for an instant eye-catching piece. Mix and match different patterns and textures to add depth and visual interest to your walls.



7. Sculptural Metal Wall Decor

Experiment with bending, twisting, and shaping wire to create unique sculptures for your walls. You can also incorporate found objects like beads, buttons, or colorful stones to add an extra touch of creativity to your metal art pieces.



8. Inspirational Quote Typography

Find inspiring quotes that resonate with you and showcase them using typography. Use stencils or vinyl lettering to create a clean and polished look. Hang these motivational pieces in your office or study area to keep you inspired throughout the day.



your
fear
is full
of shit

thehinsandwild

9. Nature-Inspired Wall Murals

Embrace the beauty of the outdoors by creating nature-inspired wall murals. You can paint trees, flowers, or other scenic landscapes directly onto your walls. This project will add a sense of tranquility and a breath of fresh air to any room.



10. String Art Designs

Decorate your walls with intricate string art designs. Hammer nails into a wooden board and weave colorful strings around them to create various patterns or shapes. This project allows you to experiment with endless possibilities and let your creativity flow.



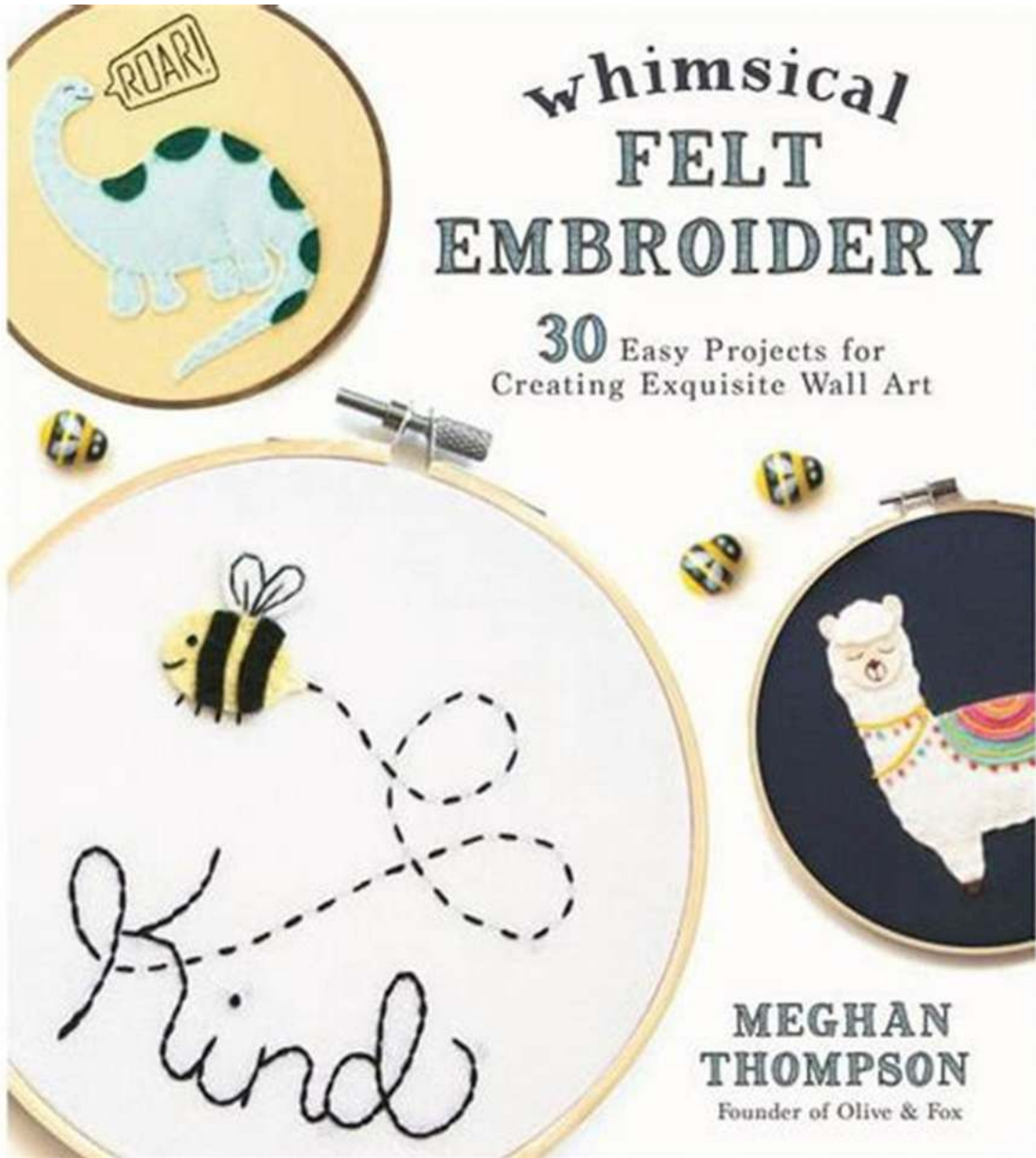
11. DIY Button Art

Get playful with buttons of various shapes, sizes, and colors to create whimsical art pieces. Arrange them into patterns or create vibrant images. This project is perfect for adding a touch of fun and quirkiness to your walls.



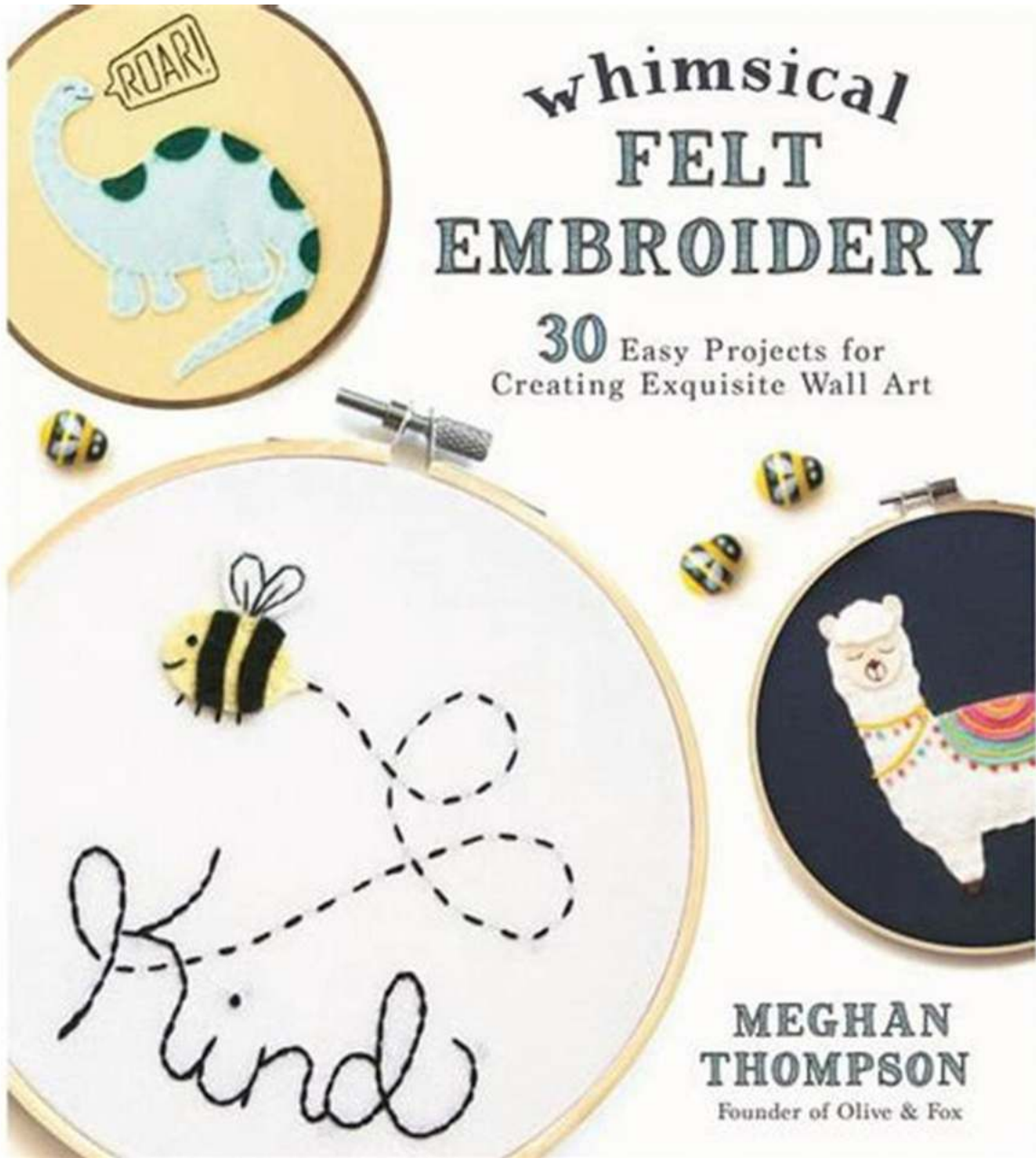
12. Embroidery Hoop Art

Use embroidery hoops as frames to showcase fabric art or embroidery designs. Mix and match different fabrics, threads, and stitches to create unique and personalized wall art. This project adds a lovely handmade touch to your walls.



13. Oil Pastel Masterpieces

Unleash your artistic skills with oil pastels. Create stunning landscapes, abstract compositions, or portraits. The vibrant colors and rich textures achieved through oil pastels will add depth and visual interest to your walls.



14. Pressed Flower Art

Preserve the beauty of summer by creating pressed flower art. Select vibrant flowers, press them between heavy books, and frame them in glass frames. These delicate pieces will add a touch of elegance and the beauty of nature to your walls.



15. Ceramic Tile Mosaic

Break colorful ceramic tiles into smaller pieces and create a mosaic directly on your walls. You can choose various patterns or designs, such as geometric shapes or intricate scenes. This project adds a unique and eye-catching element to any room.



16. Musical Instrument Wall Decor

Upcycle old musical instruments, such as guitars or violins, to create stunning wall decor. Mount them on your walls or create shelves to display them. This unique idea not only adds a touch of nostalgia but also showcases your love for music.



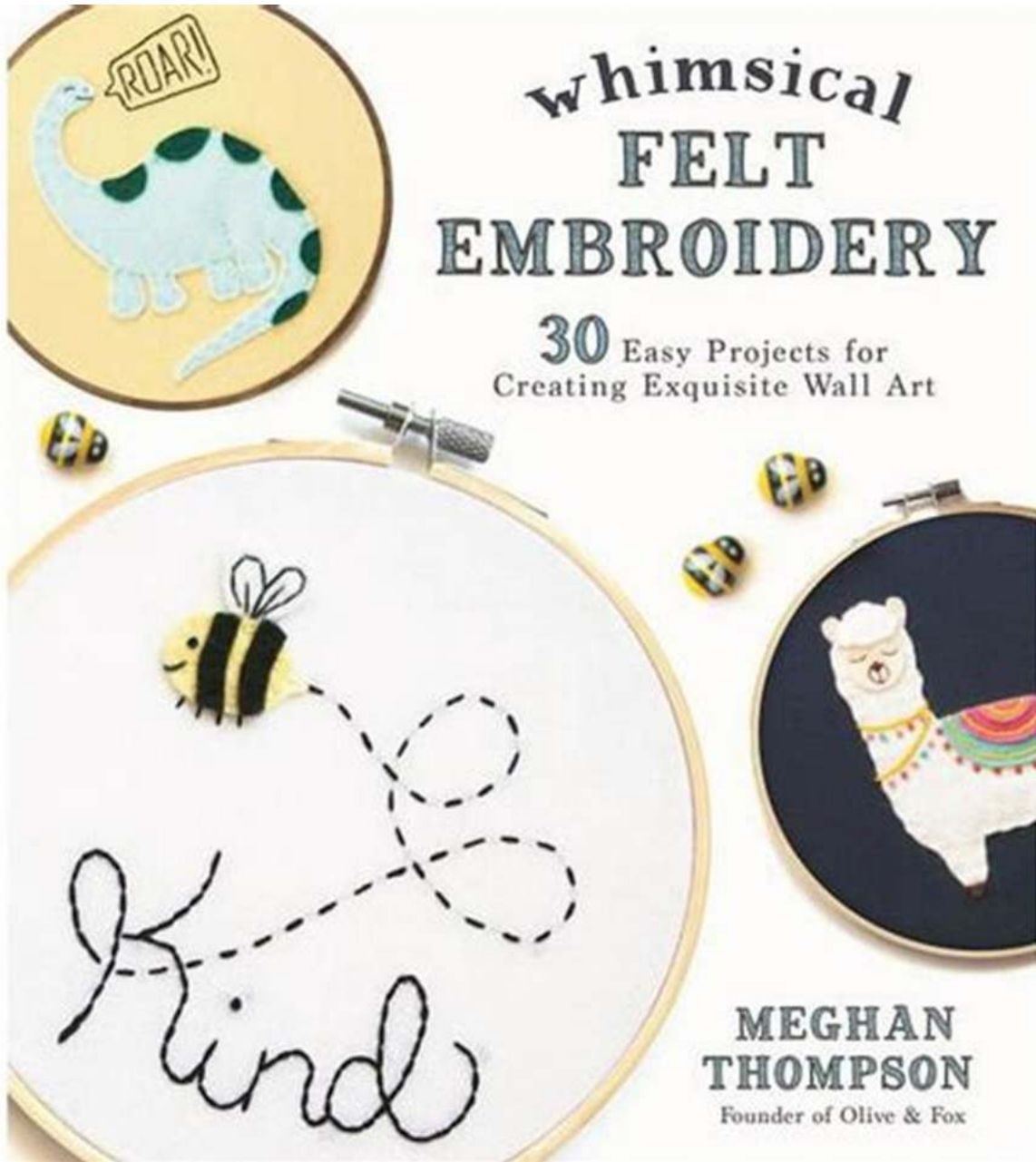
17. DIY Shadowbox Art

Create three-dimensional art pieces using shadowboxes. Collect small trinkets, decorative objects, or even natural elements like seashells or leaves. Arrange them in layers within the shadowboxes to add depth and intrigue to your walls.



18. Paper Quilling Art

Roll thin strips of colored paper into various shapes and form intricate designs. You can create flowers, animals, or abstract patterns. Frame your paper quilling art to make it stand out on your walls. This project is both relaxing and rewarding.



19. Recycled Plastic Bottle Art

Transform discarded plastic bottles into unique art pieces for your walls. Cut the bottles into beautiful shapes, paint them, and arrange them creatively. This eco-friendly project not only reduces waste but also adds a modern and unusual touch to your decor.



20. Vintage Spoon Art

Collect vintage spoons and bend them into shapes or patterns. Create a cluster of spoons or arrange them in a unique design. This unconventional wall art idea brings a touch of nostalgia and elegance to any space.



21. DIY Wood Slice Art

Collect wood slices from fallen trees and turn them into art pieces. Paint beautiful scenery, silhouettes, or even abstract designs on the wooden surfaces. This project adds a touch of nature and rusticity to your walls.




22. Upcycled Vinyl Record Art

Give old vinyl records a new life by turning them into art. Paint directly on the records or cut them into unique shapes. This project not only adds a retro touch to your decor but also showcases your love for music.



23. Abstract Metal Wall Sculptures

Create abstract sculptures using metal wire and various metallic elements. Bend and shape the wire to form unique patterns and structures. This project adds a modern and industrial touch to your walls.



24. Watercolor Floral Art

Experiment with watercolors to create stunning floral art pieces. Paint delicate flowers or vibrant bouquets. This project allows you to play with different shades and techniques, adding a touch of elegance and femininity to your walls.



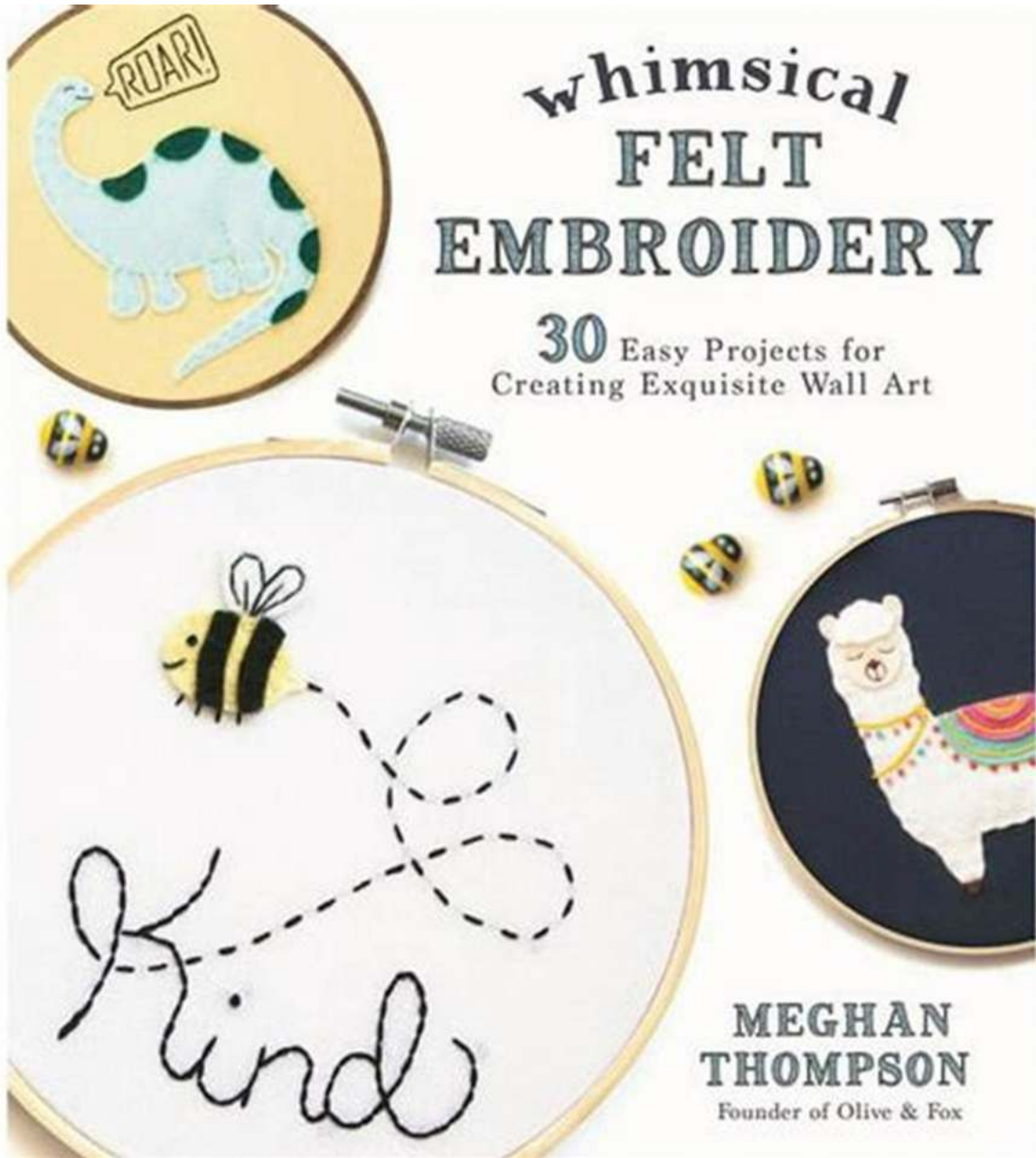
25. DIY Mirror Mosaic

Collect small mirrors and create a mosaic directly on your walls. Arrange the mirrors to create patterns or designs. This project adds glamour and reflects light, creating an illusion of a larger space.



26. Textured Wall Sculptures

Use different materials, such as driftwood, burlap, or clay, to create textured wall sculptures. Add depth and dimension to your walls by combining various textures and materials in unique arrangements.



27. DIY Pop Art

Create vibrant and bold pop art by using stencils or painting your favorite icons and symbols. Play with bright colors and strong contrasts to make your wall art stand out. This project adds a fun and energetic vibe to any room.



28. Ceramic Plate Wall Decor

Collect decorative ceramic plates and arrange them creatively on your walls. Mix and match different sizes, patterns, and colors to create visually interesting displays. This project adds a touch of elegance and uniqueness to your decor.



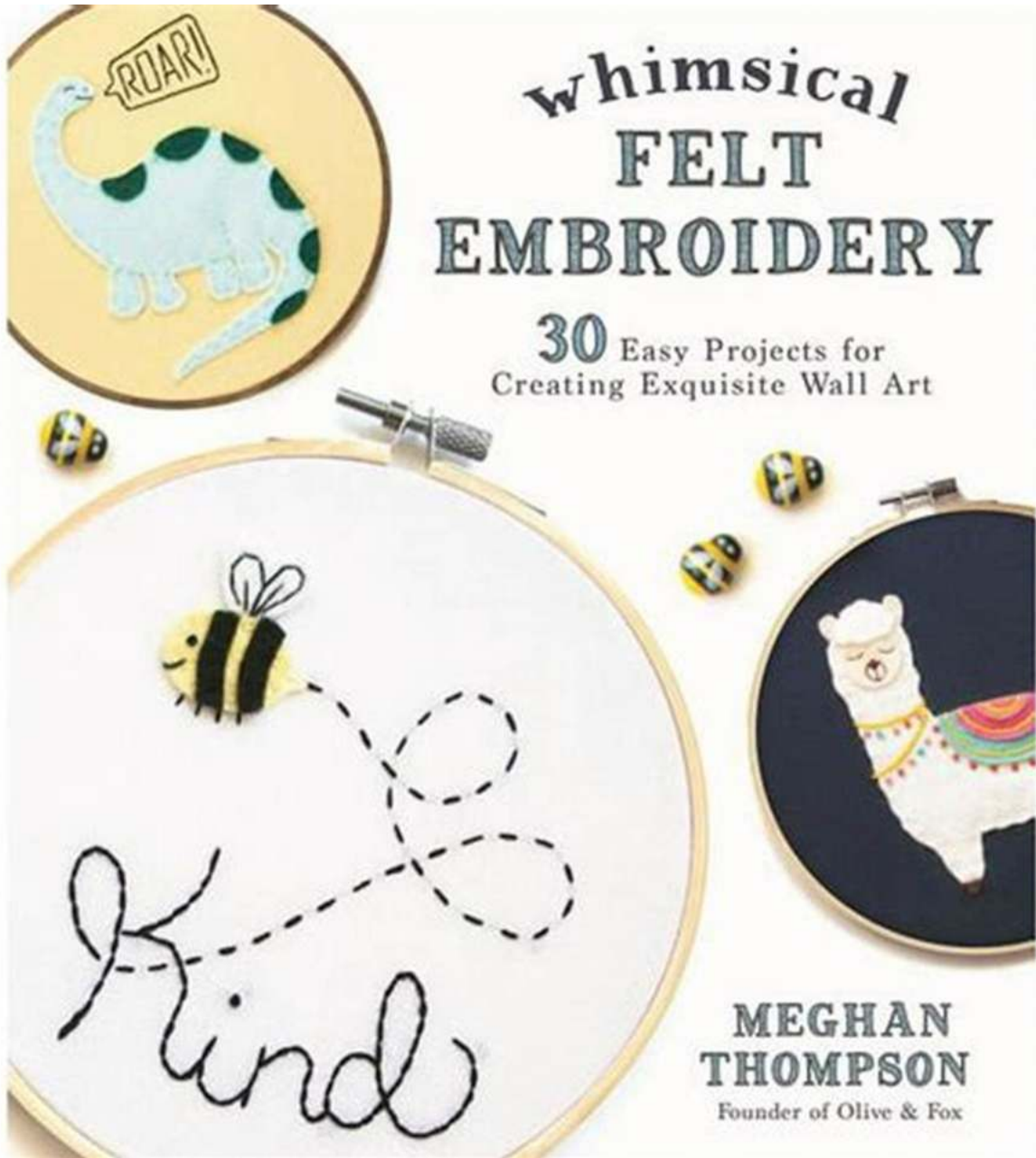
29. DIY Metal Wall Hangings

Create unique metal wall hangings using old keys, chains, or even discarded cutlery. Paint them in vibrant colors or leave them in their natural state to add a touch of intrigue to your walls. This project brings an industrial and eclectic vibe to your space.



30. Origami Wall Art

Master the art of origami and create stunning wall art using folded paper. Experiment with different patterns, shapes, and colors to add a playful and artistic touch to your walls. This project allows you to showcase your patience and creativity.



Embarking on a DIY wall art project is an exciting way to bring personalization and creativity into your home. Whether you prefer traditional paintings, modern sculptures, or unique crafts, there is a project that suits your style and skill level. Explore these 30 easy ideas and let your imagination run wild as you transform your walls into exquisite art galleries.



Whimsical Felt Embroidery: 30 Easy Projects for Creating Exquisite Wall Art

by Meghan Thompson (Kindle Edition)

★★★★☆ 4.3 out of 5

Language : English

File size : 108635 KB

Text-to-Speech : Enabled

Screen Reader : Supported

Enhanced typesetting : Enabled

Print length : 232 pages




Add a Handmade Touch to Any Room with Cheerful Embroidery

Upgrade your needle art with Meghan Thompson’s charming, fanciful felt embroidery projects. When Meghan was decorating her daughter’s nursery, she realized that the perfect finishing touch was a whimsical felt unicorn—so she embroidered one. From there, she dove headfirst into felt embroidery, incorporating fun fabrics that add dimension and texture to hoop art and bring projects to life. Now she shares 30 fun designs and all her know-how, tips and tricks with you.

With step-by-step instructions and photos to guide you, it’s easier than ever to create colorful llamas, elephants and other cute animal projects that you’ll be proud to display on your walls or gift to friends and family. Tear-out templates assist you in following irresistible foodie-approved patterns reminding you “Donut Worry” or proclaiming “Love You a Latte.” And flora-inspired designs featuring cacti, fiddle leaf figs and daisies are simple to stitch and add some earthy flair to any room’s décor.

Whether you're an embroidery pro or are just starting out, Meghan offers all the instruction you need to master embroidery stitches, work with templates, personalize your projects with names or dates and display your finished masterpieces.



EASY TO MAKE, FUN TO GIVE GIFTS FOR EVERY OCCASION!

Are you tired of giving the same old boring gifts for every occasion? Looking for something unique and memorable that your loved ones will truly appreciate? Look no further!...



30 Easy Projects For Creating Exquisite Wall Art

Are you looking to add a touch of creativity to your home decor? Reimagining your walls with exquisite art pieces is a fantastic way to personalize your space and make a...



The Very Very Noisy Tractor: Unleashing the Power of Sound in Agriculture

When it comes to farming, tractors are an essential tool that revolutionized the industry. They have provided farmers with increased productivity and efficiency, allowing...




The Extraordinary Life and Legacy of George Wombwell: From Showman to Menagerie Owner

Welcome to our virtual tour through time, where we invite you to explore the fascinating life of George Wombwell and the captivating world he created. Step right in as we...



Stage Lighting Design Applications And More

Stage lighting design plays a crucial role in enhancing performances, setting the mood, and captivating audiences. The right lighting can transform an...




Ein Prosit! A Practical Guide To Oktoberfest

Oktoberfest - the world's largest beer festival and a key part of Bavarian heritage - is an event that attracts millions of visitors from across the globe every year. With...



Discover the Perfect Book: 18 Full-Length Chapter Books for Kids Ages 12!

1. "The Secret of the Forgotten Treasure" Embark on a thrilling adventure with "The Secret of the Forgotten Treasure", a must-read for kids aged 12. Join...



Villainous Supers Of Noble Green: Unveiling the Darkness

It's no secret that superheroes have always captivated our imaginations. From their extraordinary powers to their valiant quest to protect the innocent, we are drawn to...