


27 Patterns For Little Men: Grow With Me Tips & Tricks

As parents, we all know how quickly our little ones grow. It seems like just yesterday they were taking their first steps, and now they are running around the house. With their growth comes the need for new clothes, but constantly buying new outfits can be expensive.

That's where the concept of "grow with me" clothing comes in. Grow with me clothing is designed to adjust and expand with your child, allowing them to wear it for a longer period of time. This not only saves you money but also reduces waste as you won't need to constantly buy new clothes.

In this article, we will explore 27 patterns for little men that follow the grow with me principle. These patterns will provide you with tips and tricks on how to create clothes that can be adjusted as your child grows. Let's dive in!



Knits for Boys: 27 Patterns for Little Men + Grow-with-Me Tips & Tricks by Kate Oates (Kindle Edition)

★★★★☆ 4.3 out of 5

Language	: English
File size	: 92798 KB
Text-to-Speech	: Enabled
Screen Reader	: Supported
Enhanced typesetting	: Enabled
Print length	: 416 pages
Paperback	: 26 pages
Item Weight	: 4.3 ounces
Dimensions	: 8.27 x 0.06 x 11.69 inches



1. The Expandable Waistband

One of the most popular features of grow with me clothing is the expandable waistband. By incorporating an elastic band or adjustable straps, you can easily extend the lifespan of your child's pants or shorts. This ensures a comfortable fit without having to constantly replace their bottoms.

2. **Pattern Name:** The Versatile Onesie

This pattern allows you to create a onesie that can be adjusted in length. By adding extra snaps or buttons to the bottom, you can extend the bodysuit as your child grows taller. This eliminates the need to buy new onesies every few months.

3. **Pattern Name:** The Adjustable Hoodie

This pattern provides instructions for creating a hoodie that features an expandable hood. As your child's head grows, you can easily loosen or tighten the hoodie to ensure a proper fit. No need to worry about them outgrowing their favorite hoodie!

4. **Pattern Name:** The Versatile Jacket

With this pattern, you can design a jacket with expandable sleeves. By adding additional buttons or snaps, you can lengthen the sleeves as your child's arms grow. This allows them to wear the jacket for multiple seasons, saving you money in the long run.

5. **Pattern Name:** The Adjustable Overalls

Overalls are classic clothing items for little men. This pattern shows you how to create overalls with adjustable straps. As your child gets taller, simply adjust the

length to accommodate their growth spurts. They'll be able to enjoy their overalls for much longer!

6. **Pattern Name:** The Expandable Shirt

Shirts can also be made to grow with your little one. By incorporating a panel of fabric or adding extendable cuffs, you can easily adjust the shirt's length. This pattern will guide you through the steps necessary to create a shirt that can be worn for an extended period of time.

7. **The Convertible Pants**

Convertible pants are perfect for little men who love the outdoors. This pattern allows you to make pants that can be converted into shorts. As your child grows taller, simply zip off the lower half to transform the pants into shorts. Practical and versatile!

8. **Pattern Name:** The Adjustable Hat

Don't forget about accessories! This pattern teaches you how to create an adjustable hat for your little man. By using an elastic band or a snapback closure, you can ensure a comfortable and secure fit as their head grows.

9. **Pattern Name:** The Grow With Me Pajamas

Pajamas are an essential part of any child's wardrobe. This pattern allows you to make pajamas that can be adjusted in length. By using foldable cuffs, you can extend the lifespan of their favorite pajama set. Say goodbye to tight-fitting sleepwear!

10. **Pattern Name:** The Expandable Swim Trunks

Swim trunks should be comfortable for little men of all sizes. This pattern shows you how to create swim trunks with adjustable waistbands. As your child grows, simply loosen or tighten the waistband to achieve the perfect fit.

11. **Pattern Name:** The Reversible Vest

A reversible vest is a versatile addition to your child's wardrobe. This pattern allows you to create a vest that can be worn on both sides. As your child grows, they'll have two options in one garment. Double the style, double the fun!

12. The Expandable Shoes

Shoes play a crucial role in our everyday lives. This pattern provides instructions for creating shoes with an expandable design. By using adjustable straps or stretchable materials, you can accommodate your child's growing feet while keeping them comfortable.

13. **Pattern Name:** The Adjustable Belt

A belt is a must-have accessory for little men who love to dress up. This pattern shows you how to make a belt that can be easily adjusted. No more worrying about finding the perfect size; this belt will adapt to your child's needs as they grow.

14. **Pattern Name:** The Expandable Gloves

Gloves are essential during the colder months. This pattern guides you through creating gloves with expandable cuffs. As your child's hands grow, simply adjust the cuffs for a snug and warm fit. No more losing gloves every winter!

15. **Pattern Name:** The Adjustable Socks

Socks are often overlooked, but an ill-fitting pair can be uncomfortable for little ones. This pattern provides instructions on making socks with adjustable cuffs. As your child's feet grow, you can easily adjust the length for a perfect fit.

16. **Pattern Name:** The Grow With Me Shirt Collar

Collar shirts never go out of style. This pattern allows you to create a shirt with an adjustable collar. By adding extra buttons or snaps, you can ensure the collar remains comfortable as your child's neck grows.

17. **The Expandable Backpack**

A backpack is a must-have item for every little man. This pattern provides instructions on creating a backpack with expandable compartments. As your child accumulates more belongings, simply expand the backpack to accommodate their needs.

18. **Pattern Name:** The Adjustable Bowtie

Bowties add a touch of elegance to any outfit. This pattern teaches you how to make an adjustable bowtie for your little man. As your child grows, simply adjust the length to ensure the perfect fit for any formal occasion.

19. **Pattern Name:** The Expandable Sweater

Sweaters are essential during the colder months. This pattern allows you to create a sweater with adjustable sleeves. As your child's arms grow, simply extend the sleeves to keep them warm and cozy throughout the winter.

20. **Pattern Name:** The Grow With Me Bib

Bibs are essential for messy eaters. This pattern provides instructions for making a bib that can be adjusted in size. As your child grows, simply resize the bib to accommodate their changing needs.

21. **Pattern Name:** The Adjustable Backpack Straps

Backpacks should be comfortable even as your child grows taller. This pattern shows you how to create backpack straps that can be adjusted. Achieve the perfect fit for their shoulders and avoid strain or discomfort.

22. **The Expandable Hatband**

Hats are versatile accessories that can complete any outfit. This pattern provides instructions on creating a hat with an adjustable hatband. As your child's head grows, easily adjust the hatband to ensure a secure and comfortable fit.

23. **Pattern Name:** The Adjustable Mittens

Mittens keep little hands warm during winter activities. This pattern allows you to create mittens with adjustable straps. As your child's hands grow, you can easily loosen or tighten the straps for a perfect fit.

24. **Pattern Name:** The Expandable Onesie Sleeves

Onesies provide comfort and convenience for babies. This pattern shows you how to make a onesie with expandable sleeves. As your child's arms grow, simply extend the sleeves to ensure a comfortable fit.

25. **Pattern Name:** The Adjustable Onesie Collar

Onesies with collars add a stylish touch to your child's outfit. This pattern provides instructions on creating a onesie with an adjustable collar. As your child grows,

simply adjust the collar for a perfect and comfortable fit.

26. **Pattern Name:** The Expandable Baby Shoes

Baby shoes can be adorable, but they are outgrown quickly. This pattern allows you to create baby shoes with an expandable design. As your child's feet grow, simply adjust the shoe size for a snug and comfortable fit.

27. **Pattern Name:** The Adjustable Diaper Cover

Diaper covers are essential for babies. This pattern shows you how to make a diaper cover that can be adjusted in size. As your child grows, simply resize the diaper cover to ensure a comfortable and secure fit.

Growing children often mean constant trips to the store to buy new clothes. However, with grow with me clothing, you can save money and reduce waste by incorporating adjustable features into their garments. The 27 patterns for little men mentioned in this article provide plenty of ideas and inspiration to create clothes that will grow with your child through various stages of their childhood.

Whether it's expandable waistbands, adjustable sleeves, or resizable accessories, these patterns offer a wide range of possibilities for long-lasting clothing options. Start exploring these patterns and enjoy the benefits of dressing your little man in clothes that can adapt to his rapid growth.



Knits for Boys: 27 Patterns for Little Men + Grow-with-Me Tips & Tricks by Kate Oates (Kindle Edition)

★★★★☆ 4.3 out of 5

Language : English

File size : 92798 KB

Text-to-Speech : Enabled

Screen Reader : Supported

Enhanced typesetting : Enabled
Print length : 416 pages
Paperback : 26 pages
Item Weight : 4.3 ounces
Dimensions : 8.27 x 0.06 x 11.69 inches




Boys love to be knitted for, too! With the designs in this book, you will have fun creating stylish knits that the boys in your life will be excited to wear.




27 Patterns For Little Men: Grow With Me Tips & Tricks

As parents, we all know how quickly our little ones grow. It seems like just yesterday they were taking their first steps, and now they are running around the house....



Ignite Your Faith: Praying For Fire To Make It Happen - A Devotional And Prayer Guide for 2021

As we step into a new year, it is natural to reflect on the past and set goals for the future. For many, this includes spiritual growth and a desire to ignite their faith. If...




Myanmar's Transport Sector Policy: A Step Towards Sustainable Development

A robust and efficient transportation system is crucial for the growth and development of any country. Myanmar, with its rich cultural heritage and breathtaking landscapes,...




Reckless One In The Terran Sea Chronicles: A Thrilling Adventure Awaits!

Are you ready to embark on an exhilarating journey filled with action, mystery, and danger? Look no further than the mesmerizing world of the Terran Sea Chronicles, where...




Unlock Your Artistic Potential: Learn How To Draw People in Simple Steps with Sketchbuddies Drawing Books!

Are you someone who is fascinated by the art of drawing but gets intimidated by the complexities of sketching people? Do you yearn to unlock your artistic potential and...




The Quick And Easy Learn To Knit Guide With Six Easy Patterns Craft

Are you ready to embark on an exciting journey into the world of knitting? Look no further! In this comprehensive guide, we will walk you through the process of...



The Fabulous, The Famous, The Feared, and The Forgotten: Unveiling the Remarkable Stories of Forgotten Icons

Have you ever wondered about the hidden gems of history? The ones who were once the talk of the town, the idols of their time, but have now faded into obscurity? Join us on...



Transform Your Brand with Letterhead And Logo Design 11 Ken Davenport

When it comes to creating a powerful brand, it is essential to pay attention to every detail, including your letterhead and logo design. The right design can make a lasting...