


23 Easy Pieced Projects To Bust Your Stash

Are you a quilter looking for some inspiration and ways to utilize your fabric stash? Look no further! We have compiled a list of 23 easy pieced projects that will help you bust your stash and create beautiful quilts, pillows, and more.

Quilting is a wonderful hobby that allows you to express your creativity and create stunning pieces of art. However, over time, your fabric stash can grow out of control, leaving you with piles of unused fabric. Don't worry, though, we have the solution for you.

Why Bust Your Stash?

Busting your stash of fabric is not only a great way to clear up some space, but it can also be a fun challenge. By using up your stash, you'll have an opportunity to experiment with different color combinations and create unique and one-of-a-kind projects.



Cozy Modern Quilts: 23 Easy Pieced Projects to Bust Your Stash by Kim Schaefer (Kindle Edition)

★★★★☆ 4.7 out of 5

Language : English

File size : 5208 KB

Text-to-Speech : Enabled

Screen Reader : Supported

Enhanced typesetting : Enabled

Print length : 126 pages

Lending : Enabled

Hardcover : 210 pages

Item Weight : 1.04 pounds

Dimensions : 6.14 x 0.5 x 9.21 inches



Additionally, utilizing your existing fabric stash can help you save money on new fabric purchases. Instead of buying new fabric for every project, you can repurpose and recycle what you already have.

23 Easy Pieced Projects

1. **Scrappy Quilt:** Use a variety of fabric scraps to create a stunning and unique quilt. Mix and match different colors and patterns for a visually interesting design.
2. **Patchwork Pillow:** Create a cozy patchwork pillow by sewing together different fabric pieces. This project is perfect for beginners and can add a pop of color to any room.
3. **Tote Bag:** Make a stylish tote bag using your leftover fabric. Choose a fun and vibrant print for the exterior and a complementary fabric for the lining.
4. **Table Runner:** Add a touch of elegance to your dining table with a homemade table runner. Use different fabric scraps to create a patchwork design or opt for a single fabric if you prefer a more minimalist look.
5. **Baby Quilt:** Create a beautiful and soft quilt for a baby using your fabric stash. Choose soft pastel colors and whimsical patterns for a charming design.
6. **Mug Rug:** Make a set of adorable mug rugs to protect your surfaces from hot drinks. Use small fabric scraps and quilt them together for a cozy and practical project.

7. Fabric Coasters: Create stylish coasters using your fabric scraps. Choose a fabric pattern that matches your home decor and sew small squares together.

8. Quilted Potholders: Add a personal touch to your kitchen with homemade quilted potholders. Use heat-resistant fabric for the inside and a colorful fabric for the outside.

9. Fabric Basket: Use your fabric leftovers to make a handy fabric basket. It's perfect for storing small items or organizing your sewing supplies.

10. Fabric Scrap Garland: Create a festive fabric scrap garland by sewing together small fabric pieces. Hang it up during special occasions or as a decorative element in your home.

11. Fabric Headband: Jazz up your hairstyle with a cute fabric headband. Use a stretchy fabric that matches your outfit and sew it into a comfortable and fashionable accessory.

12. Quilted Pillowcase: Upgrade your plain pillowcases with a quilted design. Use different fabric scraps to create a unique pillowcase that adds color and texture to your bedroom.

13. Quilted Wall Hanging: Design a quilted wall hanging using your fabric stash. Choose a theme or pattern that resonates with you, and create a beautiful piece of art for your walls.

14. Fabric Scrap Keychains: Make personalized fabric scrap keychains using small fabric pieces and key rings. It's a great way to add some color and uniqueness to your keys.

15. Potpourri Sachets: Create scented potpourri sachets using fabric scraps. Fill them with your favorite fragrances and place them in drawers or closets to freshen up your space.

16. Quilted Makeup Bag: Sew a quilted makeup bag using your fabric stash. Choose a waterproof fabric for the inside and a fun fabric for the exterior.

17. Fabric Bookmarks: Make cute and personalized fabric bookmarks for yourself or as gifts. Choose fabric scraps in different designs and sew them into a long strip.

18. Fabric Scrap Earrings: Get creative and make earrings using fabric scraps. Cut out small shapes from your fabric stash and attach them to earring hooks for a unique accessory.

19. Quilted Laptop Sleeve: Protect your laptop in style with a quilted laptop sleeve. Use different fabric scraps to create a patchwork design or choose a single fabric for a more minimalist look.


20. Fabric Scrunchies: Make trendy fabric scrunchies using your fabric stash. Choose fabric scraps in different patterns and textures to create unique hair accessories.

21. Fabric Button Hair Ties: Upgrade your hair ties with fabric buttons. Cover buttons with fabric scraps and attach them to elastic hair ties for a cute and functional accessory.

22. Fabric Wall Art: Create fabric wall art using your fabric stash. Stretch a fabric piece over a canvas frame and secure it with a staple gun. Hang it up on your walls for a unique and visually appealing decor piece.

23. Quilted Placemats: Sew quilted placemats using your fabric scraps. Choose fabric in coordinating colors and patterns to add a touch of elegance to your dining table.

Busting your fabric stash doesn't have to be a chore; it can be an exciting opportunity to tap into your creative side and create beautiful pieced projects. With these 23 easy project ideas, you'll have endless options to bust your stash and create stunning quilts, pillows, and more. So, gather your fabric scraps, fire up your sewing machine, and let the creativity flow.



Cozy Modern Quilts: 23 Easy Pieced Projects to Bust Your Stash by Kim Schaefer (Kindle Edition)

★★★★☆ 4.7 out of 5

Language	: English
File size	: 5208 KB
Text-to-Speech	: Enabled
Screen Reader	: Supported
Enhanced typesetting	: Enabled
Print length	: 126 pages
Lending	: Enabled
Hardcover	: 210 pages
Item Weight	: 1.04 pounds
Dimensions	: 6.14 x 0.5 x 9.21 inches




From the bestselling author of Flower Festival, a collection of 23 quilting projects for all skill levels that can complement any décor.

In this book, you will find a collection of scrappy, pieced projects to decorate your home. There are lap quilts, wall quilts, table runners, and placemats. All of the projects are made from just two simple shapes—the square and the rectangle—

with no tricky measurements or stretchy bias edges. Whether you are a beginning or a seasoned quilter who wants something quick and easy, there are projects suitable for your skill level.


Although I am known best for my appliqué designs, I started out doing pieced quilts, which I still love. Piecing is really the foundation of all quilt making, an integral building block to more advanced skills. The designs are basic and very versatile. The patterns adapt easily to your style preference, whether it be classic and traditional or more contemporary. Your color and fabric choices will determine your particular style. Most of my quilts are very scrappy; in general, the more fabrics I use, the more I like the quilt. Although the quilts are scrappy, they are not completely unplanned.

Many of the quilts offer a great opportunity to utilize your stash. However, I must confess—I do buy “scraps.” If I don't have enough of what I want for a particular project, I buy it.



23 Easy Pieced Projects To Bust Your Stash

Are you a quilter looking for some inspiration and ways to utilize your fabric stash? Look no further! We have compiled a list of 23 easy pieced projects that will help you...




Five Refugees Who Shaped Nation

The struggles and successes of refugees have always played a significant role in shaping nations throughout history. Despite being forced to leave their homes due to...



Mole Kingsnake The Best Owners Guide: A Comprehensive Guide to Owning and Caring for Mole Kingsnakes

Welcome to our ultimate guide on owning and caring for mole kingsnakes. If you have ever considered keeping a mole kingsnake as a pet, or if you already own one...



More Zeal Than Discretion: A Balancing Act

Have you ever found yourself caught up in the heat of the moment, acting on impulse without considering the consequences? More Zeal Than Discretion is a concept that...



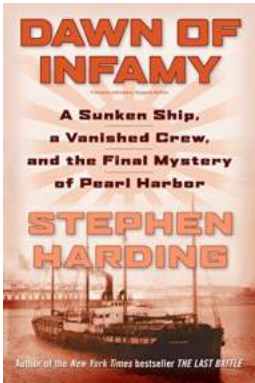
Winning In: Unleashing Your Full Potential and Achieving Success

Do you ever find yourself longing for success? Wondering how some people seem to effortlessly achieve their goals and live their dream life? Well, it's time to stop wondering...



Unlock Your Potential: More Minutes Timeless - The Key to Transforming Your Productivity

Imagine if you could add more hours to your day, allowing you to accomplish everything on your to-do list and still have time left for yourself. Well, with More Minutes...



The Sunken Ship Vanished Crew And The Final Mystery Of Pearl Harbor

Pearl Harbor, a naval base located in Honolulu, Hawaii, holds a significant place in history. The brutal attack on December 7, 1941, by the Imperial Japanese Navy Air...



10 Secrets You Must Know Before Being a Tourist in Turkey

Are you planning a vacation to Turkey? Well, get ready to embark on a mesmerizing journey filled with stunning landscapes, historical sites, delicious cuisine, and warm...