

20 Tiny Yarn Projects To Make From Your Stash


Are you a yarn enthusiast with a growing stash of yarn balls waiting to be used? Well, it's time to put them to good use! In this article, we've compiled a list of 20 fantastic and adorable tiny yarn projects that you can create with ease using the yarn from your very own stash. Brace yourself for some exciting and colorful crafting ideas!

1. Amigurumi Animals

Amigurumi is a Japanese technique of crocheting cute stuffed animals. With a little bit of yarn, stuffing, and a crochet hook, you can create an entire menagerie of tiny critters that are perfect for gifting or cute home decorations.

2. Keychain Charms

Add a personalized touch to your keys or bags by making tiny yarn keychain charms. Easily customize them with different colors, shapes, and sizes – they make for great gifts too!



Loomer Party: 20+ Tiny Yarn Projects to Make from Your Stash: 20 Tiny Yarn Projects to Make from Your Stash by Dancing Dolphin Patterns (Kindle Edition)

★★★★☆ 4.4 out of 5

Language : English

File size : 54812 KB

Print length : 144 pages

Lending : Enabled

Screen Reader : Supported



3. Mini Hats

Dress up your dolls or create adorable decorations for your home with tiny hats knitted or crocheted using your leftover yarn. These mini hats will add an extra touch of cuteness to any project!

4. Finger Puppets

Let your imagination run wild and bring characters to life with yarn finger puppets. Whether it's animals, superheroes, or fantasy creatures, finger puppets are a fun and imaginative way to engage children and adults alike.

5. Crochet Earrings

Make a fashion statement by crafting your own unique crochet earrings. Experiment with intricate patterns and vibrant colors to create eye-catching accessories that will make heads turn.

6. Mini Baskets

Organize your desk or craft space with tiny yarn baskets. These mini baskets are perfect for holding small items like paper clips, buttons, or even as beautiful planters for tiny succulents.

7. Dollhouse Rugs

Create cozy miniature rugs with your leftover yarn to decorate your dollhouse. Experiment with different patterns and textures to create tiny carpets that will bring warmth to any doll-sized space.

8. Decorative Wall Hangings

Add a touch of boho chic to your space with tiny yarn wall hangings. Play around with different yarn colors and lengths to create unique and eye-catching decor pieces for your walls.

9. Tiny Yarn Flowers

Create a bouquet that will never wither by making tiny yarn flowers. These everlasting blooms can be used as brooches, hair accessories, or even as decorative touches on gifts and cards.

10. Miniature Animals

Take your crochet or knitting skills to a new level by creating tiny yarn animals. From elephants to birds, you can challenge your crafting abilities while making the most adorable mini companions.

11. Doll Clothes

Dress up your dolls with unique and fashionable clothes made with your yarn stash. From mini dresses to tiny sweaters, your dolls will be the trendiest in town!

12. Miniature Food

Are you a foodie? Why not create tiny yarn versions of your favorite treats? Miniature yarn burgers, ice creams, or pizzas will make delightful play food or even decorations for your kitchen.

13. Tiny Bookmarks

Never lose your place in a book again by creating adorable yarn bookmarks. Customize them to reflect your personality, whether through cute animals, delicate flowers, or intricate patterns.

14. Miniature Accessories

Add a touch of whimsy to your outfits with miniature yarn accessories. From tiny hats and scarves to bracelets and necklaces, these unique pieces will make a statement wherever you go.

15. Phone or Tablet Cozies

Protect your devices in style by crocheting or knitting tiny cozies for your phone or tablet. These adorable accessories will keep your gadgets safe while adding a personal touch.

16. Tiny Decorative Cushions

Create miniature cushions to add a touch of coziness to your doll's house or your home decor. Experiment with different patterns and colors to create unique and eye-catching cushions.

17. Pet Toys

Show your furry friends some love by making tiny yarn toys for them to play with. Cats will go crazy for crocheted mice, while dogs will enjoy knitted bone-shaped toys.

18. Miniature Christmas Ornaments

Get into the holiday spirit by making tiny yarn Christmas ornaments. From mini stockings and snowflakes to tiny reindeer and trees, these ornaments will make your Christmas tree stand out from the rest.

19. Baby Booties


Prepare the perfect gift for expecting parents by creating adorable baby booties. Using your yarn stash, you can design soft and stylish booties that will keep those tiny feet warm.

20. Jar Toppers

Give your glass jars a whimsical touch by adding tiny yarn toppers. These decorative lids will transform ordinary jars into charming storage containers or cute DIY gifts.

Get Crafty with Your Stash

Now that you have a plethora of ideas, it's time to get crafty and put that yarn stash to good use. Whether you choose to crochet, knit, or even experiment with other yarn crafts, these tiny projects will provide endless hours of fun and a great way to destash while creating something beautiful. Let your creativity roam free and enjoy the process of turning your yarn stash into delightful works of art.



Loome Party: 20+ Tiny Yarn Projects to Make from Your Stash: 20 Tiny Yarn Projects to Make from

Your Stash by Dancing Dolphin Patterns (Kindle Edition)

★★★★☆ 4.4 out of 5

Language : English

File size : 54812 KB

Print length : 144 pages


Lending : Enabled

Screen Reader : Supported



Loome Party is a one-stop shop for learning how to use the Loome tool to make tiny, splendid projects using only your yarn stash. Learn the foundations of creating pom-poms, tassels, friendship bracelets, weavings, and cords galore with Vilasinee Bunnag, founder of Loome. Bunnag provides clear, step-by-step instructions and colorful photography that will teach you how to use the all-in-one tool (included in the book) to make mini masterpieces. Once you've got the hang

of working with the tool, you'll learn how to change and combine these basic elements to make more than 20 bright and playful projects—each developed by a guest designer—including pom-pom gift toppers, woven bracelets, and tassel garlands. Loom Party is a fun, thorough, and modern reference full of approachable how-to projects for readers of all ages.




The Life of Artist Keith Haring: A Journey of Creativity, Activism, and Legacy

Keith Haring, an extraordinary artist, emerged from the streets of New York City in the 1980s, leaving an indelible mark on the art world and popular...




Chi Raq: A State of Ruin Revealed

What was once known as the vibrant city of Chicago has now transformed into a state of ruin. A place that garnered attention for its...




Bangkok Temple Map For Silom: The Wrong Side Of The Tracks

Welcome to Silom, a vibrant district in Bangkok that caters to both locals and tourists alike. Known for its bustling streets, endless shopping opportunities,...



The Amazing World of Ducks: Exploring the 21st Century Junior Library

Whether it's their delightful quacks, waddling walk, or vibrant feathers, ducks have always captivated the hearts and minds of both children and adults. These charming...



The Ultimate Guide to Nashville Music And Manners Cityscopes!

Nashville, the music capital of the world, is not only famous for its vibrant music scene but also for its charming manners and hospitality. The unique blend...



And Other Poems More Or Less About Manners - A Deep Dive into the World of Politeness

Politeness is a virtue that holds immense importance in our society. It is an essential tool that allows individuals to navigate through their social interactions smoothly...



Simply Knitting 297 Designs Ideas: A Delight for Knitting Enthusiasts

Are you a knitting enthusiast looking for fresh and inspiring design ideas? Look no further! In this article, we will delve into the fascinating world of Simply Knitting 297...



The Ultimate Guide to Mastering Attention in the Noisy Digital Market

Attention is a precious commodity in today's noisy digital market. With countless distractions and never-ending content bombardment, brands and businesses struggle to grab...