

## 20 Crocheted Flowers: Beautiful Blooms to Make Today!




Are you looking to add a touch of beauty and creativity to your crochet projects? Look no further! In this article, we will explore the world of crocheted flowers and introduce you to a collection of twenty gorgeous blooms that you can easily make

yourself. Whether you're an experienced crocheter or just starting out, these flowers are perfect for adding a pop of color and flair to any project.

## Why Crocheted Flowers?

Crocheted flowers are not only beautiful but also highly versatile. From adding a decorative element to your clothing and accessories to embellishing home decor items and gifts, these adorable florets can be used in countless ways. Whether you want to create a vibrant bouquet or a delicate hairpin, crocheted flowers are a fantastic addition to any project.



### 20 to Crochet: Crocheted Flowers (Twenty to Make) by Jan Ollis ([Print Replica] Kindle Edition)

★★★★☆ 4.5 out of 5

Language : English

File size : 53635 KB

Print length : 47 pages

Screen Reader : Supported



## The Joy of Making Your Own

One of the best things about crocheting flowers is that you have complete creative control. You can choose the colors, size, and style of your flowers, allowing you to unleash your inner artist and create something truly unique. Additionally, making your own crocheted flowers is incredibly rewarding. The process of transforming a simple ball of yarn into a stunning flower is not only therapeutic but also gratifying.

Now that we understand the beauty and joy of crocheted flowers, let's dive into the top twenty blooms that you can easily make yourself:

## 1. The Classic Rose

The classic rose is a timeless symbol of romance and beauty. With a few simple stitches, you can crochet your very own stunning rose that will last forever. This flower is perfect for embellishing hats, scarves, and even as a standalone decoration.



## 2. The Sweet Daisy

The daisy is an all-time favorite when it comes to floral motifs. Its simplicity and charm make it the perfect addition to any project. Crocheting a daisy is a breeze, and you can use them to create a delightful garland or adorn your favorite summer bag.



## 3. The Elegant Orchid



If you're looking for something a bit more exotic, the elegant orchid is a fantastic choice. With its intricate petals and delicate color variations, this crocheted beauty will make a statement wherever it's showcased.



#### **4. The Playful Sunflower**

Bring a touch of sunshine into your crochet projects with the playful sunflower. This cheerful flower is sure to brighten up any room and put a smile on your face.

From headbands to home decor, sunflowers are a popular choice among crocheters.



## 5. The Whimsical Tulip

With its unique shape and vibrant colors, the crocheted tulip is a whimsical addition to any project. Whether you're creating a bouquet or adorning a baby blanket, the tulip will add a touch of elegance and charm.

# The Flowers



Peony, page 8



Pink Cosmos, page 10



Gazania, page 12



Tudor Rose, page 14



Clematis, page 16



Hibiscus, page 18



Foxgloves, page 20



Water Lily, page 22



Poppy, page 24

## 6. The Delicate Lily

The delicate and graceful lily is another popular choice among crochet enthusiasts. Its curved petals and intricate design make it a joy to create. You can showcase this stunning flower in a vase or use it as an embellishment for headbands and brooches.

# The Flowers



Peony, page 8



Pink Cosmos, page 10



Gazania, page 12



Tudor Rose, page 14



Clematis, page 16



Hibiscus, page 18



Foxgloves, page 20



Water Lily, page 22



Poppy, page 24

## 7. The Vibrant Pansy

If you want to add a burst of color to your crochet projects, look no further than the vibrant pansy. With its bold petals and unique shape, this flower is a showstopper. You can use them to create a stunning afghan or as a decorative element for purses and hats.





## 8. The Charming Forget-Me-Not

The forget-me-not is a delicate and charming flower that holds deep sentimental value. Crocheting your own forget-me-nots allows you to keep memories alive and create beautiful keepsakes. These tiny blue flowers are ideal for adding a touch of nostalgia to your projects.



## 9. The Majestic Peony

The crocheted peony is a statement flower that exudes elegance and sophistication. Its voluminous petals and intricate details make it a favorite among crochet enthusiasts. Whether you're creating a centerpiece or embellishing a handbag, the peony will add a touch of grandeur.

# The Flowers



Peony, page 8



Pink Cosmos, page 10



Gazania, page 12



Tudor Rose, page 14



Clematis, page 16



Hibiscus, page 18



Foxgloves, page 20



Water Lily, page 22



Poppy, page 24

## 10. The Adorable Carnation

Carnations are often associated with love and admiration. By crocheting your own carnations, you can create adorable flowers that will never wilt or wither. These dainty blossoms are perfect for adorning hair accessories, brooches, and cardigans.





## **11. The Enchanting Bluebell**

The crocheted bluebell is a delicate flower that brings a touch of enchantment to any project. Its bell-shaped petals and vibrant colors make it a unique addition to your crochet creations. You can use these lovely flowers to adorn hats, blankets, and even create beautiful jewelry.



# The Flowers



Peony, page 8



Pink Cosmos, page 10



Gazania, page 12



Tudor Rose, page 14



Clematis, page 16



Hibiscus, page 18



Foxgloves, page 20



Water Lily, page 22



Poppy, page 24

## 12. The Graceful Magnolia

The magnolia is known for its graceful beauty and timeless appeal. By crocheting your own magnolias, you can capture the essence of this stunning flower and incorporate it into your projects. Magnolias are ideal for embellishing shawls, table runners, and home decor items.



### **13. The Exquisite Iris**

The crocheted iris is a symbol of wisdom and compliments any crochet project with its elegance. These exquisite flowers are perfect for creating statement pieces such as wall hangings, cushions, and tablecloths. The iris will add a touch of sophistication to any room.



## 14. The Playful Poppy

The crocheted poppy is a playful and vibrant flower that instantly catches the eye. Its bold colors and distinctive shape make it a favorite among crocheters. You can use these cheerful blossoms to create headbands, brooches, and even wreaths.





## 15. The Charming Chamomile

The crocheted chamomile is a charming flower with a soothing color palette. These delicate blossoms are perfect for creating calming and relaxing atmospheres. You can use them to embellish blankets, pillows, and even curtains.



# The Flowers



Peony, page 8



Pink Cosmos, page 10



Gazania, page 12



Tudor Rose, page 14



Clematis, page 16



Hibiscus, page 18



Foxgloves, page 20



Water Lily, page 22



Poppy, page 24

## 16. The Exotic Bird of Paradise

The crocheted bird of paradise is a stunning flower that adds a touch of exotic beauty to any project. Its vibrant colors and unique shape make it a showstopper. You can use these majestic flowers to create beautiful wall hangings or as embellishments for summer dresses.



## 17. The Lovely Lilac

If you're a fan of delicate pastel hues, the crocheted lilac is the flower for you. Its soft petals and soothing colors make it a versatile addition to your crochet projects. You can use lilacs to create stunning afghans, scarves, and even home decor items.



## **18. The Beautiful Buttercup**

The crocheted buttercup is a delightful flower that evokes memories of sunny meadows and warm summer days. Its vibrant yellow petals and cheerful appearance make it a popular choice. You can use these beautiful blooms to create stunning brooches or embellish sunhats.





## **19. The Regal Calla Lily**

The crocheted calla lily is an elegant and regal flower that commands attention. Its graceful shape and stunning detailing make it a masterpiece. Calla lilies are ideal for creating bouquets, corsages, and stunning wedding accessories.






## 20. The Charming Cherry Blossom

Last but not least, we have the crocheted cherry blossom. These delicate and ethereal flowers are a symbol of beauty and grace. You can use cherry blossoms to create stunning wall hangings, earrings, and even bookmarks.



With these twenty crocheted flowers, the possibilities are endless. From classic roses to charming cherry blossoms, each flower brings its unique beauty to your crochet projects. So grab your crochet hooks and yarn, and let your creativity blossom!

**20 to Crochet: Crocheted Flowers (Twenty to Make)** by Jan Ollis ([Print Replica] Kindle Edition)



★ ★ ★ ★ ☆ 4.5 out of 5

Language : English

File size : 53635 KB

Print length : 47 pages


Screen Reader : Supported



In 2007 Search Press launched the innovative Twenty to Make series. Ten years and over 2 million sales later, we're celebrating its success with a relaunch, series design and 6 new mini-series – Twenty to Knit, Twenty to Crochet, Twenty to Stitch, Twenty to Craft, Twenty to Papercraft and Twenty to Sugarcraft. Still superb value at just £4.99, and in the same pocket-sized format with full colour throughout, these books will continue to delight you and will fly off bookshelves the world over.

Novelty crocheters will love this collection of beautiful and realistic flowers to crochet. Jan Ollis has designed twenty different flowers, and each one is accompanied by an alternative in a different colour scheme. Full crochet instructions are given for each flower, together with lists of the materials and equipment needed. Each design is simply photographed so that you can see the design clearly, and is also shown in a sumptuous styled photograph, showing the beautiful possibilities of the finished pieces, including brooches, and embellishments on hats, bags, sweaters, place mats, cushions, scarves and even shoes.





## 20 Crocheted Flowers: Beautiful Blooms to Make Today!

Are you looking to add a touch of beauty and creativity to your crochet projects? Look no further! In this article, we will explore the world of crocheted flowers and...



## The Ultimate Guide to Cricut: Mastering All Things Cricut Easily

Are you a crafting enthusiast looking to take your projects to the next level? Look no further than the Cricut machine – a revolutionary tool that simplifies...




## Discover the Exquisite Charm of Old Fashioned Doilies To Crochet Patterns

Doilies have long been a symbol of elegance and charm, adding a touch of sophistication to any home decor. These intricate, handcrafted pieces are perfect for adorning...



## Drive More Traffic, Generate More Leads, Make More Sales: The Ultimate Guide to Online Success

In today's digital age, businesses of all sizes strive to enhance their online presence. With the ever-increasing competition, it is crucial to drive more traffic,...



## **The Salty Caribbean Sailor: A Tale of Grand Deeds and Misdeeds, Triumph and Despair**

Imagine the salty breeze brushing against your face as you grip the wheel of an old wooden ship, sailing through the vast blue expanse of the Caribbean Sea. The sun shines...



## **Exciting Insights from the 14th European Conference ECSA 2020 Aquila Italy September 14-18, 2020**

Are you eager to stay up-to-date with the latest trends and developments in the field of software architecture? Look no further! The 14th European Conference on Software...



## **The Thrilling World of In College Crossdresser Fiction: Exploring Boundaries and Identity**

When it comes to exploring new literary genres, In College Crossdresser Fiction is a niche that has gained a dedicated and enthusiastic following. With its unique blend...



## **The Ultimate Wee Glesca Pocket Guide To Glasgow: Explore Scotland's Vibrant Cultural Hub!**

If you are planning a visit to Scotland, one city that should definitely be on your list is Glasgow. This vibrant metropolis, nestled on the banks of the River Clyde, is...

20 to crochet crocheted granny squares