

183 Watercolor Dog Cross Stitch: Unleash Your Creativity!



183 Watercolor Dogs Cross Stitch Patterns



Calling all dog lovers and creative enthusiasts! If you're looking for a new and exciting project to showcase your artistic abilities, we have the perfect suggestion for you: 183 Watercolor Dog Cross Stitch. This unique and captivating craft

combines the beauty of watercolors with the intricacy of cross stitching, resulting in stunning artwork that will leave everyone in awe.

The Magic of Watercolor Dog Cross Stitch

Watercolor dog cross stitch is not your average craft; it takes the traditional cross-stitching technique to a whole new level. Instead of using plain threads, this method incorporates watercolor paints to create lifelike and vibrant designs. The mixture of stitches and brushstrokes makes each piece a true work of art.

WATERCOLOR DOG: #117
YORKSHIRE TERRIER



Cross Stitch Pattern

Counted Cross Stitch Pattern: Watercolor Dog #117 - Yorkshire Terrier: 183 Watercolor Dog Cross Stitch Series

by Dancing Dolphin Patterns (Kindle Edition)

★★★★★ 5 out of 5

Language : English
File size : 2497 KB
Text-to-Speech : Enabled
Screen Reader : Supported
Enhanced typesetting : Enabled
Print length : 17 pages
Lending : Enabled



With 183 different dog designs to choose from, you can create an entire gallery of adorable canine masterpieces. From playful puppies to regal hounds, this collection has something to suit every taste. Whether you prefer small and simple designs or large, intricate patterns, you're guaranteed to find your perfect match.

How to Get Started

Before diving into your watercolor dog cross stitch adventure, there are a few essentials you'll need:

- **A Watercolor Dog Cross Stitch Kit:** Look for a kit that includes all the necessary materials, such as fabric, threads, needles, and watercolor paints.
- **A Pair of Embroidery Scissors:** You'll need these to trim excess threads and achieve clean, polished edges.
- **An Embroidery Hoop:** This will help keep your fabric taut and prevent wrinkling or puckering.

Once you have your supplies ready, it's time to start stitching! Follow these simple steps:

1. Choose your desired watercolor dog design from the kit.
2. Transfer the design onto the fabric using a water-soluble pen or pencil.
3. Secure the fabric in the embroidery hoop, ensuring it's nice and tight.
4. Thread your needle with the recommended floss color and begin stitching following the pattern's instructions.
5. As you progress, apply watercolor paints to add depth and dimension to the finished piece.
6. Once you've completed your cross stitch, remove the fabric from the hoop and admire your artistic creation!

Why Choose Watercolor Dog Cross Stitch?

Watercolor dog cross stitch offers a unique way to express your passion for dogs and unleash your creativity. Here are some benefits of this craft:

- **Therapeutic:** Cross-stitching has long been known for its therapeutic qualities, helping individuals relax and reduce stress levels. The addition of

watercolors adds an extra element of relaxation and satisfaction.

- **Customizable:** With a wide range of designs to choose from, you can create personalized artwork to suit your taste and style.
- **Decorative:** Completed watercolor dog cross stitch pieces make stunning decorations that can be framed and displayed on your walls. They also make thoughtful and heartfelt gifts for fellow dog lovers.
- **Challenging and Rewarding:** This craft combines both skill and creativity, offering a challenge and a sense of accomplishment when you complete a piece.
- **Unique Unleashed Masterpieces:** Each watercolor dog cross stitch creation is a one-of-a-kind artwork that showcases your talent and passion.

Discover the Joy of Watercolor Dog Cross Stitch Today!

Ready to embark on a creative adventure that will bring you joy, relaxation, and a stunning gallery of watercolor dog cross stitch masterpieces? Don't wait any longer; grab your kit, choose your favorite dog design, and start stitching! Get ready to be amazed at what you can achieve with this unique and captivating craft.

WATERCOLOR DOG: #117
YORKSHIRE TERRIER



Cross Stitch Pattern

Counted Cross Stitch Pattern: Watercolor Dog #117 - Yorkshire Terrier: 183 Watercolor Dog Cross Stitch Series by Dancing Dolphin Patterns (Kindle Edition)

★★★★★ 5 out of 5

| | |
|----------------------|-------------|
| Language | : English |
| File size | : 2497 KB |
| Text-to-Speech | : Enabled |
| Screen Reader | : Supported |
| Enhanced typesetting | : Enabled |
| Print length | : 17 pages |
| Lending | : Enabled |



If you love dogs - you will be thrilled with our collection of 183 watercolor dogs cross stitch patterns.

COLORS: 14 colors

NUMBER OF STITCHES: 259 x 333 stitches

FORMAT: the pattern is a PDF so that you can print it out if you choose

FLOSS: Our patterns all use DMC floss.

Dog Patterns:

Airedale Terrier

American Bully

American Cocker Spaniel

Basset (3)

Beagle (3)

Bearded Collie

Belgian Malinois

Bernese Mountain

Bloodhound

Border Collie (3)

Boston Terrier

Boxer (2)

Bulldog (2)

Bull Terrier (2)

Cairn Terrier

Cavalier King Charles Spaniel

Chihuahua (5)
Dachshund
Dalmatian (3)
Doberman
English Cocker Spaniel
French Bulldog (4)
German Shepherd (5)
German Short Haired Pointer
Golden Retriever (7)
Havanese (3)
Jack Russell Terrier (4)
Labrador (6)
Lhasa Apso
Maltese (3)
Norfolk Terrier (2)
Pembroke Welsh Corgi (4)
Pomeranian (3)
Poodle (53)
Pug (3)
Rhodesian Ridgeback
Rottweiler (3)
Saint Bernard (2)
Schanauzer (4)
Shetland Sheep Dog
Shiba-Inu (2)
ShiTzu (2)
Siberian Husky (3)
Tibetan Spaniel
Tibetan Terrier (3)

Viszla

Weimaraner

Welsh Corgi

Welsh Terrier

West Highland White Terrier (2)

Yorkshire Terrier (4)

Funny Dog Patterns:

American Bully

Basset

Beagle (2)

Border Collie (2)

Bulldog (3)

Chihuahua (3)

Dalmatian (2)

Doberman (2)

French Bulldog

German Shepherd

Golden Retriever

Labrador

Poodle (2)

Pug

Retriever

Rottweiler


Siberian Husky (2)

Yorkshire Terrier



Discover the Most Hilarious Baby Pigeon Stupid Cookbook by Alex Thomas Davis

Prepare to be amazed and entertained by the extraordinary culinary adventures of Alex Thomas Davis. This renowned chef, known for his wacky and unconventional recipes, has...



Sneak Peek Confessions Of Shapeshifter - Unveiling the Mysteries

Have you ever wondered if shape-shifters actually exist? Those captivating creatures that can transform their appearance at will, effortlessly gliding between different...



The Enchanting Secrets of Alentejo: Unveiling the Hidden Gems of Portugal's Rural Paradise

Do you dream of escaping to a picturesque countryside dotted with olive groves, vineyards, and rolling hills? Look no further than the magnificent region of Alentejo in...




Amsterdam To Portugal In 100 Pictures: A Visual Journey with Petra Smit Travel Photo Books

Are you ready to embark on a breathtaking visual journey from Amsterdam to Portugal? Look no further than Petra Smit's extraordinary travel photo books that...



The Apotheon Awakening The Apotheon Trials: A Mythological Adventure of Epic Proportions

Are you ready to embark on an extraordinary journey through ancient Greek mythology? Strap on your sandals and grab your sword, because "The Apotheon Awakening The Apotheon..."




What Are Kings When Regiment Is Gone But Perfect Shadows In Sunshine Day

When the bright sun illuminates the world, shadows dance, creating a magical play of light and darkness. In the realm of power, where kings hold sway,...



Ballet Training Tips And Plan: Unleash Your Inner Dancer!

Have you ever watched a ballet performance and found yourself mesmerized by the grace and elegance of the dancers? Ballet is not only a beautiful art form but also a...



Walking In The Ardennes: Discover the Enchanting Beauty of This Natural Haven!

The Ardennes region, nestled in the heart of Europe, is a captivating destination for nature enthusiasts and avid walkers alike. Spanning across Belgium, Luxembourg, and...