

# 12 Vintage Crochet Edgings And Trims Collection Of Crochet Borders And Edgings

Are you a crochet enthusiast looking to add a touch of vintage charm to your projects? Look no further! In this article, we present to you a stunning collection of 12 vintage crochet edgings and trims that will elevate your crochet borders and edgings game to a whole new level. Get ready to be inspired by these timeless designs and create beautiful and intricate crochet pieces that will make a statement.

## 1. Shell Border

The delicate and elegant shell border is a classic crochet design that adds a dainty touch to any project. Its scallop pattern creates a beautiful wave-like effect, giving your crochet piece a vintage appeal. Whether you're working on a blanket, a scarf, or a baby garment, the shell border is a versatile choice that will enhance the overall look of your project.



## 12 Vintage Crochet Edgings and Trims - A Collection of Crochet Borders and Edgings

by Craftdrawer Craft Patterns (Kindle Edition)

★★★★☆ 4.3 out of 5

Language : English

File size : 5045 KB

Text-to-Speech : Enabled

Screen Reader : Supported

Enhanced typesetting : Enabled

Print length : 40 pages

Lending : Enabled



## 2. Picot Edging

The picot edging is a simple yet stunning crochet border that adds a finishing touch to your projects. This decorative edge is characterized by small loops or spikes, giving your crochet piece a textured and sophisticated look. The picot edging works well on blankets, shawls, or even clothing items like sleeves and collar edges.



## 3. Puff Stitch Trim

The puff stitch trim is a charming crochet border that creates a three-dimensional effect. This decorative trim is achieved by working multiple yarn overs and pulling through loops, resulting in raised and fluffy stitches. The puff stitch trim is often used on baby blankets, pillows, and home decor items to add a touch of elegance and softness.



#### 4. Scallop Border

The scallop border is a popular vintage crochet edging that gives your projects a romantic and feminine touch. This delicate design features small semi-circles that resemble scallop shells, enhancing the beauty of any crochet piece. The scallop border is commonly used on doilies, table runners, and handkerchiefs, bringing a vintage charm to these timeless items.




## **5. Filet Crochet Edging**

Filet crochet is a technique that combines open spaces and solid blocks to create intricate designs. The filet crochet edging is a beautiful way to showcase this technique on your projects. This delicate and lacy border can be used on curtains, tablecloths, and even clothing items like skirts or dresses, adding a touch of elegance and sophistication.



## 6. Lace Border

Lace borders are timeless and versatile crochet edges that can transform the simplest of projects into stunning pieces of art. With their intricate and delicate patterns, lace borders instantly elevate the overall look and feel of any crochet piece. Whether you're working on a blanket, a scarf, or a sweater, a lace border is a classic choice that never goes out of style.



## 7. Ruffle Trim

The ruffle trim is a playful and whimsical crochet edge that adds volume and movement to your projects. This decorative trim is achieved by working multiple increases and decreases, creating beautiful ruffles that give your crochet piece a unique and eye-catching appearance. The ruffle trim is often used on skirts, dresses, and even accessories like bags or hats.



## 8. Bobble Edging

The bobble edging is a fun and textured crochet border that instantly draws attention to your projects. This decorative edging is created by working clusters of stitches, resulting in small rounded bumps or bobbles. The bobble edging works well on blankets, scarves, or even kitchen items like dishcloths or potholders.





## 9. Pineapple Border

The pineapple border is a unique and intricate crochet edging that adds a touch of elegance to your projects. This detailed design features clusters of stitches that resemble pineapple motifs, creating a visually stunning border. The pineapple border is often used on table runners, doilies, and even summer clothing items like lightweight sweaters or beach cover-ups.



## 10. Pico Trim

The pico trim is a delicate and refined crochet border that adds a subtle yet sophisticated touch to your projects. This trim consists of tiny loops created by working single crochets or slip stitches, giving your crochet piece a neat and polished finish. The pico trim is commonly used on blankets, baby garments, and accessories like hats or mittens.



## 11. Ribbon Edging

The ribbon edging is a charming and versatile crochet border that mimics the appearance of actual ribbons. By working alternating stitches and chains, you can create a textured edge that resembles a woven ribbon. The ribbon edging is ideal for blankets, garments, or even home decor items like cushions or curtains.



## 12. Fan Stitch Border

The fan stitch border is a beautiful and airy crochet edging that adds a touch of elegance to your projects. This border is achieved by working clusters of double crochets that fan out, creating a lacy and delicate pattern. The fan stitch border is commonly used on blankets, shawls, or even summer garments like tops or cardigans.



With these 12 vintage crochet edgings and trims, you can take your crochet borders and edgings to a whole new level. Whether you're working on a blanket, a garment, or a home decor item, adding a touch of vintage charm will make your projects stand out. So grab your crochet hook and dive into the world of timeless designs and intricate details!



## 12 Vintage Crochet Edgings and Trims - A Collection of Crochet Borders and Edgings

by Craftdrawer Craft Patterns (Kindle Edition)

★★★★☆ 4.3 out of 5

Language : English  
File size : 5045 KB  
Text-to-Speech : Enabled  
Screen Reader : Supported  
Enhanced typesetting : Enabled  
Print length : 40 pages  
Lending : Enabled



### Vintage Crochet Borders and Edgings Patterns

Crocheted borders and trims give a crochet project the perfect finishing touch. Edgings can be used to spruce up a towel, add life to clothing, re-vive old and plain store bought products.

Learn how to customize sweater, shawls, tablecloths, handbags and more. These vintage patterns are for the new crocheter as well as the experienced and will add an old-fashioned touch to whatever you choose.

Patterns can be made with cotton crochet thread in many colors.

### Contents

Crochet Abbreviations

Classic Border from 1917

Medallion Edging

Braid Edging Lace Edging with Insertion

Dainty Edgings to Crochet

Towel Edgings Vintage Edging from No 24 from 1917

Dew Drop Edging

Vintage Lace Edging

Alice Brooks Edgings

Vintage Filet Edgings

Vintage Decorative Edgings



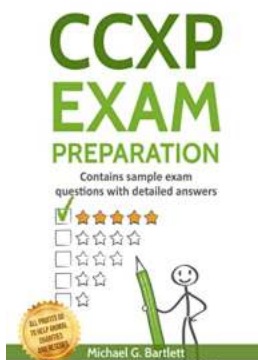
## 12 Vintage Crochet Edgings And Trims Collection Of Crochet Borders And Edgings

Are you a crochet enthusiast looking to add a touch of vintage charm to your projects? Look no further! In this article, we present to you a stunning collection of 12...




## 10 Ultra Business Step By Step To Be An Expert In Affiliate Marketing

Are you looking to become an expert in affiliate marketing? Well, you're in luck! In this comprehensive guide, we will walk you through the 10 ultra business steps that will...




## Travis Mays: The Master of CCXP Exam Preparation

Are you considering taking the CCXP (Certified Customer Experience Professional) exam? Look no further! Travis Mays is here to guide you through the journey of CCXP exam...



## A Day of Fun and Mischief with Bizarro Day DC Super Friends Step Into Reading!

Are you ready for a day of wacky adventures and laughter? Step into the world of DC Super Friends and celebrate Bizarro Day, where everything is the opposite and...




## Unlocking the Mysteries: Backstage In The Novel

Have you ever wondered what happens behind the scenes of your favorite novel? The writing process is a magical journey that often remains hidden from the...



## Dream of Love American Dreams: Unveiling the Path to Heartfelt Fulfillment


Living the American Dream has always been synonymous with achieving success and prosperity. But beyond material accomplishments, there lies a profound longing...



## Beadweaving Techniques Patterns For 20 Eye Catching Projects

If you are a fan of jewelry making or enjoy creating unique accessories, beadweaving is a technique you should definitely try out. Beadweaving involves stitching...





## **Dynasty of Giants: Exploring Viking Sagas**

For centuries, the tales of Viking warriors have captivated audiences with their bravery, ruthlessness, and mythical adventures. Among these captivating stories...