

11 Scrappy Quilts And Projects For Yuletide Style That Will Blow Your Mind!



Attention all quilting enthusiasts! The holiday season is here and what better way to celebrate than by indulging in scrappy quilts and projects that exude the warmth and coziness of Yuletide style. Get ready to dive into a world of creativity,

where fabric, color, and design come together to weave a tapestry of joy and festivity.

If you're tired of the same old cookie-cutter decorations, then scrappy quilts and projects are the perfect solution for you. They offer a unique opportunity to infuse your home with a personal touch while bringing the spirit of Christmas alive. Whether you're a seasoned quilter or a beginner, these 11 scrappy quilt ideas will inspire and challenge you to unleash your creativity and create stunning pieces that will leave everyone in awe.



Simple Christmas Tidings: Scrappy Quilts and Projects for Yuletide Style by Kim Diehl (Kindle Edition)

★★★★☆ 4.8 out of 5

Language : English
File size : 31164 KB
Text-to-Speech : Enabled
Screen Reader : Supported
Enhanced typesetting : Enabled
Print length : 128 pages



1. The Festive Patchwork Tree Skirt

Transform your Christmas tree into a work of art with a patchwork tree skirt. Use a variety of green fabrics to create different shades of Christmas trees, then embellish them with buttons, beads, or embroidered decorations. This scrappy project will add a touch of whimsy and elegance to your holiday decorations.

2. Santa's Countdown Advent Calendar Quilt

Count down the days until Santa's arrival with a unique advent calendar quilt. Each patchwork square represents a day leading up to Christmas, ensuring that

the anticipation keeps building. Adding numbers to each square makes it easy for children and adults alike to keep track of the days. Hang it on the wall and let the excitement of Christmas fill the air!

3. Cozy Christmas Stockings

What's Christmas without stockings? Create personalized stockings for each family member using a mix of colorful scraps. Add appliqué letters to spell out their names or incorporate festive motifs like reindeer, snowflakes, or Christmas trees. Hang these charming stockings by your fireplace and fill them with goodies on Christmas Eve.

4. Jolly Holiday Pillows

Liven up your living room or bedroom with jolly holiday pillows. Mix and match fabrics, patterns, and textures to create unique designs that complement your existing decor. From snowflakes to Santa Claus, let your imagination run wild and create pillows that will make your space truly festive.

5. Christmas Quilted Table Runner

Add a touch of elegance to your dining table with a Christmas quilted table runner. Combine red, green, and white scraps to create a festive patchwork design. Quilt it with intricate patterns that evoke the holiday spirit, such as holly leaves or dancing snowflakes. Your guests will be in awe of your attention to detail.

6. Holiday-themed Patchwork Aprons

While cooking up a storm in the kitchen during the festive season, why not do it in style? Sew holiday-themed patchwork aprons that are not only functional but also beautiful. Incorporate traditional Christmas colors and patterns like candy canes, gingerbread men, or mistletoe to make your cooking experience extra special.

7. Scrap-busting Christmas Quilts

Make use of all those fabric scraps you've been hoarding and create stunning scrappy Christmas quilts. Use a mix of different patterns, colors, and textures to craft a quilt that captures the essence of the season. This project is not only a great way to reduce waste but also a fantastic opportunity to experiment with fabric combinations.

8. Magical Starry Night Wall Hanging

Bring the magic of a starry night sky indoors with a beautiful scrappy wall hanging. Use varying shades of blue, yellow, and white to create an enchanting backdrop. Appliqué stars of different sizes and shapes to complete the celestial scene. Hang it in your living room or bedroom for a touch of celestial charm.

9. Quilted Christmas Ornaments

Add a personal touch to your Christmas tree by creating quilted ornaments. Use small fabric scraps to sew mini quilts, then attach ribbons for hanging. Experiment with different shapes like stars, hearts, or Christmas trees. These handmade ornaments will become cherished pieces that add a unique charm to your holiday decorations.


10. Festive Wreaths

Embellish your front door with a festive wreath made from fabric scraps. Wrap scraps around a wreath form, securing them with hot glue or sewing. Add bows, ornaments, or even miniature Christmas lights for an extra touch of magic. Your wreath will be the talk of the neighborhood!

11. Handmade Stocking Fillers

Surprise your loved ones with handmade stocking fillers that showcase your quilting skills. Sew mini pouches, keychains, or even fabric bookmarks using scraps and leftover pieces from your projects. These small gifts are not only thoughtful but also a fantastic way to make use of every single scrap.

So there you have it, 11 scrappy quilts and projects that will infuse your home with Yuletide style. Let your imagination run wild, experiment with colors and patterns, and create personalized pieces that will be cherished for years to come. Happy quilting and may your holiday season be filled with warmth, joy, and creativity!



Simple Christmas Tidings: Scrappy Quilts and Projects for Yuletide Style by Kim Diehl (Kindle Edition)

★★★★☆ 4.8 out of 5


Language : English
File size : 31164 KB
Text-to-Speech : Enabled
Screen Reader : Supported
Enhanced typesetting : Enabled
Print length : 128 pages



In Kim Diehl's first-ever Christmas book, you'll find decoration inspiration for your family's celebration. Revel in the sight of gracious rooms all dressed up for the holidays in Kim's signature style.

- Enjoy more than a dozen festive projects, including a table topper, throw pillow, tree skirt, wall hangings and lap quilts, ornaments, door hangers, stockings, and more

- Welcome the winter season with Kim's tips for decorating your home with yuletide flair
- Enrich your table with Kim's scrumptious holiday recipes



Nine Charming Shawl Knitting Patterns: Elevate Your Style with Beaded Shawls!

Shawls are not only a practical accessory to keep warm during colder seasons but also an elegant addition to any outfit. If you are an avid knitter, why not try your hand at...



The Line Timberlake Wertenbaker - Exploring the Genius Behind the Play

Have you ever come across a play that leaves a lasting impact on your mind, forcing you to ponder upon its themes long after the curtains have fallen? The Line by Timberlake...




Journey Back To Freedom: The Olaudah Equiano Story

When we talk about the fight for freedom and the abolition of slavery, one name that stands out is Olaudah Equiano. Born in 1745 in what is now...



Out Of Control 60: An Unforgettable Adventure

Do you have what it takes to experience an adrenaline-pumping adventure like no other? Prepare yourself for Out Of Control 60, an exhilarating challenge that will push your...



James Goodtoy's 8th Birthday Wild - An Unforgettable Celebration

Children's birthdays are always filled with excitement and joy, but James Goodtoy's 8th birthday party took it to a whole new level. The celebration was a perfect blend of...



Discover the Epic Journey of Avenging Angels Sinners Gold Hart: The Ultimate Tale of Justice and Redemption!

Prepare to be captivated by the enthralling world of Avenging Angels Sinners Gold Hart, an exquisite masterpiece that combines action, suspense, and deep personal...



An Epic Adventure: Legends Heroes Issue Stone Marshall Legends Heroes

In the vast realm of fantasy literature, there is one series that stands out among the rest. A tale filled with mystery, danger, and unforgettable characters. It is the...



Are You Ready to Power Up Your Electrical Contracting Business with Effective Marketing Strategies?

As an electrical contractor, you may have the skills to provide top-notch services, but without proper marketing, your business may struggle to stand out from...

simple christmas tidings scrappy quilts and projects for yuletide style