

# 10 Tips For Making The Arrangements For Local Screening - A Guide

Organizing a local screening event can be an exciting opportunity to bring communities together and share a powerful cinematic experience. Whether you're planning to screen a film, documentary, or any other visual content, it's essential to ensure that all necessary arrangements are made to guarantee a successful event. To help you navigate through the process, here are 10 valuable tips that will make your local screening unforgettable.

## 1. Choose the Right Venue

The first step in arranging a local screening is selecting the perfect venue. Consider factors like the seating capacity, acoustics, and technical capabilities. An ideal venue should accommodate your expected audience size comfortably while providing optimal viewing and audio experiences.

## 2. Obtain the Necessary Permits and Licenses

Ensure that you have all the required permits and licenses to screen the content legally. This step is crucial to avoid any legal issues during or after the event. Contact the appropriate authority or licensing agencies to confirm the necessary paperwork and ensure compliance with copyright laws.



## 10 Tips for Making the Arrangements for a Local Screening

by Gini Graham Scott (Kindle Edition)

★★★★☆ 4.5 out of 5

Language : English  
File size : 1734 KB  
Text-to-Speech : Enabled  
Screen Reader : Supported  
Enhanced typesetting : Enabled

Word Wise : Enabled  
Print length : 34 pages



### **3. Create a Marketing Plan**

Effective marketing is key to attracting an audience to your local screening. Leverage social media, local newspapers, and community bulletin boards to spread the word. Design eye-catching posters and flyers to generate buzz and increase attendance. Collaborating with local businesses for cross-promotion can also boost your event's visibility.

### **4. Secure the Right Equipment**

Depending on your screening location, you may need to rent or purchase audiovisual equipment such as a projector, speakers, and a screen. Test the equipment before the event to ensure there are no technical glitches. Additionally, consider having backup equipment available to address any unforeseen issues.

### **5. Arrange Proper Seating**

Comfortable seating is crucial to enhance the viewing experience. Ensure that your audience has adequate seating arrangements, whether it's chairs, cushions, or a combination of both. Consider the layout and spacing to maximize visibility for every attendee.

### **6. Prepare for Technical Considerations**

Check the compatibility of your screening content with the equipment you have. Ensure the film format matches the projector, and the audio is synced correctly. It

may be worthwhile to have a technician present during the event to handle any technical difficulties that may arise.

## **7. Organize Refreshments**

Offering refreshments can elevate your local screening and create a memorable experience for attendees. Consider providing snacks and beverages to enhance the overall atmosphere. If budget permits, collaborating with local vendors or establishing a concession stand can enhance the event further.

## **8. Address Accessibility Needs**

Ensure that your screening event is accessible to all participants. Provide accommodations for individuals with disabilities by offering wheelchair accessibility and hearing assistance devices if necessary. Make sure the venue has accessible entrances, restrooms, and seating options.

## **9. Plan for Post-Screening Discussions**

Your local screening can foster engaging conversations and discussions afterward. Arrange a Q&A session with the filmmaker or invite a panel of experts to share insights and answer audience questions. This interactive experience will add value and enable viewers to delve deeper into the film's themes.

## **10. Seek Feedback and Learn for Future Events**

After the local screening, ask attendees for feedback to understand what worked well and what can be improved. Take note of any suggestions or concerns raised and use this valuable feedback to enhance future events. Learning from every experience will contribute to creating even more successful local screenings in the future.

Organizing a local screening requires careful planning and execution. By following these 10 tips, you'll be well on your way to hosting an unforgettable event that will leave a lasting impact on your audience.



## 10 Tips for Making the Arrangements for a Local Screening

by Gini Graham Scott (Kindle Edition)

★★★★☆ 4.5 out of 5

Language : English  
File size : 1734 KB  
Text-to-Speech : Enabled  
Screen Reader : Supported  
Enhanced typesetting : Enabled  
Word Wise : Enabled  
Print length : 34 pages



10 Tips for Making the Arrangements for a Local Screening describes in detail how to set up a local screening. It explains how to choose a location, venue, and date, as well as determine costs and what to charge. It suggests the different types of venues to consider and what kind of rental policies to expect. It discusses getting payments in advance and at the door, and considers ways to include networking and refreshments at a screening. The book is formatted like a journal, so readers can write down their ideas for what to do after reading each tip. The book is part of a series of short books, in which each book features tips and techniques for becoming more successful in the film industry. GINI GRAHAM SCOTT, PhD is a screenplay writer, indie film producer, and TV game/reality show developer, plus a nonfiction writer who has published over 200 books, 50 for traditional publishers and 150 for her own company Changemakers Publishing. She also writes, reviews, and ghostwrites scripts and books for

clients. She has written scripts for 20 feature films and has written and executive produced 10 films and TV projects.




## 10 Tips For Making The Arrangements For Local Screening - A Guide

Organizing a local screening event can be an exciting opportunity to bring communities together and share a powerful cinematic experience. Whether you're planning to screen...



## Unveiling the Spectacular Artistry of Gwen John: 45 Color Paintings by a British Post-Impressionist

When it comes to British post-impressionist painters, one name stands out among the rest: Gwen John, also known as Gwendolen Mary John. Her remarkable talent and...




## Masha Munching Marianne Hering - An Extraordinary Journey

Have you ever heard of Masha Munching Marianne Hering? If not, get ready to embark on an extraordinary journey filled with adventure, passion, and inspiration. Masha...




## The Ultimate Easy Guide To Istanbul: Unveiling its Rich Culture with Tyler Mercier

Are you ready to embark on a journey to one of the most captivating destinations in the world? Istanbul, the vibrant city that bridges the gap between Asia and Europe, offers...



## Exploring And Other Notable Markers In The City - Unlocking Hidden Gems

Welcome to the vibrant city filled with history, culture, and fascinating landmarks! In this article, we will delve into the rich heritage of the city and explore some of...




## Lacey Last Chance Gabriel Davis: The Extraordinary Journey of an Inspirational Activist

We live in a world where activists are needed more than ever. They dedicate their lives to bringing about positive change, challenging societal norms,...



## Discover the Power of Being Yourself with Jess Be Yourself Jess In Time One

Are you tired of living a life that doesn't truly reflect who you are? Do you find yourself trying to fit into societal norms instead of embracing your uniqueness? If so,...



## Step By Step Guide To Building Deep Learning Models Using TensorFlow Keras And

Deep learning models have gained significant popularity in recent years due to their ability to solve complex problems and achieve state-of-the-art performance in various...

10 tips for making a perfect poster design

10 tips for making toilet learning easier and less stressful for adults and toddlers

10 tips for making the most of your 35 tools the ultimate guide to tools and their benefits tips

10 tips for making an effective slide deck

10 tips for making fried rice at home

10 tips for making cash cards

10 tips for making fried rice

10 tips for making a successful career change