


10 Adorable Halloween Crochet Tutorials for Spooky Decorations

Simple Steps Double Crochet By Black Sheep Wools



©2014 BlackSheepWools.com

:

Halloween is just around the corner, and what better way to add a touch of spooky cuteness to your home than with adorable crochet decorations? Whether

you're an experienced crocheter or just starting out, these Halloween crochet tutorials will guide you through creating delightful decorations that will impress both kids and adults alike. Let's dive into the world of crochet and discover some enchanting projects!

1. Witch Hat Coasters:





Adorable Halloween Crochet Tutorials: Cute Halloween Patterns and Instructions

by Henry J. Powel (Kindle Edition)

★★★★☆ 4.2 out of 5

Language : English

File size : 24130 KB

Text-to-Speech : Enabled

Screen Reader : Supported

Enhanced typesetting : Enabled

Print length : 72 pages

Lending : Enabled



Start your Halloween crochet journey with these charming witch hat coasters. Perfect for protecting your surfaces from spooky spills, these coaster patterns provide step-by-step instructions to create hat-shaped coasters that feature bewitching details such as brims and buckles.

2. Boo-tiful Ghost Amigurumi:



This Halloween, add some friendly spirits to your home with adorable ghost amigurumi dolls. Using basic crochet stitches, you'll learn how to create huggable ghosts that make great cuddly companions or eerie decorations to hang around the house.

3. Candy Corn Bunting:



Crocheted Candy Corn Bunting



Create a sweet and festive atmosphere with candy corn bunting! This tutorial teaches you how to crochet colorful candy corn triangles and assemble them into a delightful bunting that can be strung across windows, walls, or even your fireplace mantel.

4. Spooky Spider Web Doilies:



Add an intricate touch of Halloween elegance to your home with spider web doilies. This tutorial introduces you to advanced crochet techniques to create delicate and spooky doilies that can be used as table decorations, wall hangings, or even as a centerpiece for your Halloween dinner party.

5. Pumpkin Amigurumi:



Simple Ribbed Pumpkins

-Free Crochet Pattern (available in 3 sizes)-



Get into the autumn spirit with crocheted pumpkins! This tutorial will teach you how to crochet these adorable pumpkin amigurumi toys that can be used as decorations, pincushions, or even as part of a Halloween centerpiece. The possibilities are endless!

6. Frankenstein Treat Bags:



Trick-or-treat in style with these Frankenstein treat bags. This tutorial provides step-by-step instructions on how to crochet cute bags that resemble the iconic Frankenstein's monster. These bags are perfect for collecting Halloween candies or as gift bags for Halloween party favors.

7. Bat Garland:



Add an element of mystery to your Halloween decorations with bat garlands. This tutorial guides you through creating a string of spooky bats that can be hung across a doorway or wrapped around your staircase banister to create a chilling effect.

8. Witch Amigurumi:



Bring some enchanting witchcraft into your crochet collection with witch amigurumi dolls. This tutorial shows you how to create cute and whimsical witches that can be displayed on shelves, used as desk companions, or even gifted to fellow Halloween enthusiasts.

9. Spooky Spider Appliques:



Add a spooky touch to your clothing or accessories with these spider appliques. This tutorial teaches you how to crochet small spider-shaped motifs that can be easily stitched onto garments, bags, or even hats to create a subtle Halloween statement.

10. Skull Coasters:



Add a touch of macabre elegance to your Halloween party with these skull coasters. This tutorial provides easy-to-follow instructions on how to crochet detailed, skull-shaped coasters that are perfect for setting the eerie atmosphere during your spooky gatherings.

:

With these adorable Halloween crochet tutorials, you'll be able to create a spooktacular atmosphere in your home and showcase your crochet skills. From whimsical witches and ghosts to festive pumpkins and spider web doilies, the possibilities for creating Halloween-themed decorations are endless. So grab your crochet hooks and get ready to bring some delightfully spooky charm into your life!



Adorable Halloween Crochet Tutorials: Cute Halloween Patterns and Instructions

by Henry J. Powel (Kindle Edition)

★★★★☆ 4.2 out of 5

Language : English
File size : 24130 KB
Text-to-Speech : Enabled
Screen Reader : Supported
Enhanced typesetting : Enabled
Print length : 72 pages
Lending : Enabled




As the weather begins to cool and we feel the presence of ghosts and goblins, the best thing to do is welcome October by crocheting some unique decorations and accessories. You will also find a few new loveable Halloween friends to welcome into your home. These wearable and decorative crafts are just what you need to have a memorable Halloween. The Ultimate Collection is the complete guide to things Halloween. You'll find everything you need to have the perfect holiday, including crocheted costume ideas to home decor patterns. Transform your home into the spookiest house on the block with our crocheted Halloween decorations, or create the most one-of-a-kind crocheted costume for yourself or your kids. If you're looking for a crochet pattern you can use as decoration all

autumn, we have plenty of patterns to choose from. No matter what kind of Halloween crochet pattern you're in the market for, you're sure to fall in love with any one of these patterns to Crochet for Halloween. From spooky and scary to cute and cuddly, there's a Halloween crochet pattern for everyone. So let's get inspired to create something spooky!




The Comprehensive Guide: Everything You Need to Know About Computers and Technology

Are you curious about the vast world of computers and technology? Do you find yourself surrounded by gadgets and software, but still struggling to understand how they work?...



Unlock the Secrets of Runes Of Isle Royale with Janie Lynn Panagopoulos

Are you an avid fantasy game enthusiast looking for a new experience that will ignite your imagination and challenge your strategic abilities? Look no further! In...



The Daggally Doo And Other Magical Poems: Unleashing the Power of Words

Are you ready to embark on a whimsical journey of enchantment and wonder? Look no further than The Daggally Doo and Other Magical Poems, a captivating...



10 Adorable Halloween Crochet Tutorials for Spooky Decorations

: Halloween is just around the corner, and what better way to add a touch of spooky cuteness to your home than with adorable crochet decorations? Whether...




Let Us Have Peace: A Call for Unity and Harmony in a Divided World

Throughout history, humanity has been plagued by conflicts and wars that have brought devastation and pain to countless lives. In a world filled with diverse cultures,...



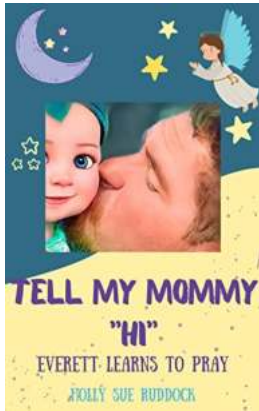
The Perfect Little Project Management Toolkit: Streamline Your Projects with Ease!

Are you tired of managing your projects with scattered documents, endless spreadsheets, and outdated tools? Look no further! We present to you the perfect little project...



Unlocking Your Business Potential: Using Multiple Lines of Credit Based on the EIN and Not SSN

As a business owner, you know that having access to credit is vital for the growth and success of your company. It allows you to invest in new equipment, hire employees, and...



The Heartwarming Journey: Tell My Mommy Hi Everett Learns To Pray

Throughout life, we encounter various challenges that shape us into the individuals we become. One of the most critical aspects of personal growth is the development of a...

cute halloween crochet patterns free